



MAKE A BANK KIT

1. Color each square image below.
2. Fill in the blanks.
3. Cut out each square.
4. Glue the squares to an empty, small size tissue box.
5. Now you have your own personalized bank!




PARENTS: According to Angela Lyons, a national financial education expert from the University of Illinois at Urbana-Champaign, many young adults with strong personal finance skills report that their parents approached financial education in POSITIVE manner. Teaching youth to save some of every dollar that they receive can be an important part of this strategy!

I NEED TO SAVE
\$ _____




©2007 Andrea Harris

I AM SAVING FOR



©2007 Andrea Harris

I'M A SUPER SAVER!



CHECK IT OUT: Planning to save makes a difference. People who have a savings plan save twice as much as those who do NOT have a plan.

What are you saving for?

© 2007 Economic Awareness Council

Learn more at: www.econcouncil.org

Produced by:



In partnership with:

Global Alliance of Artists