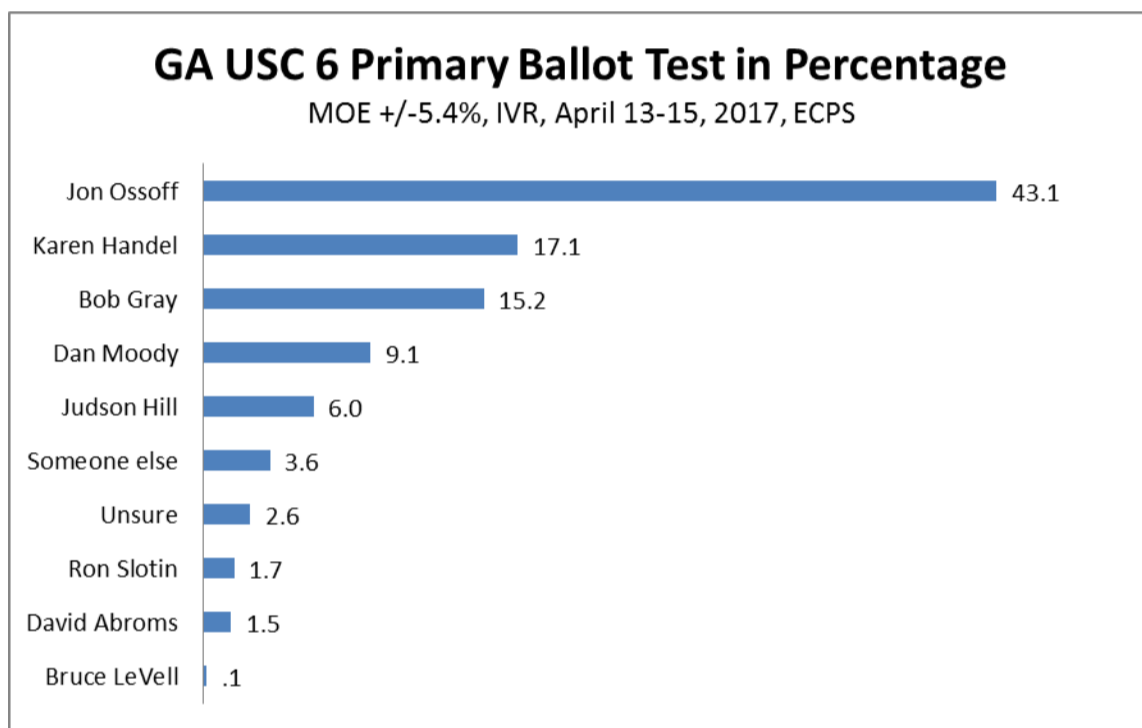




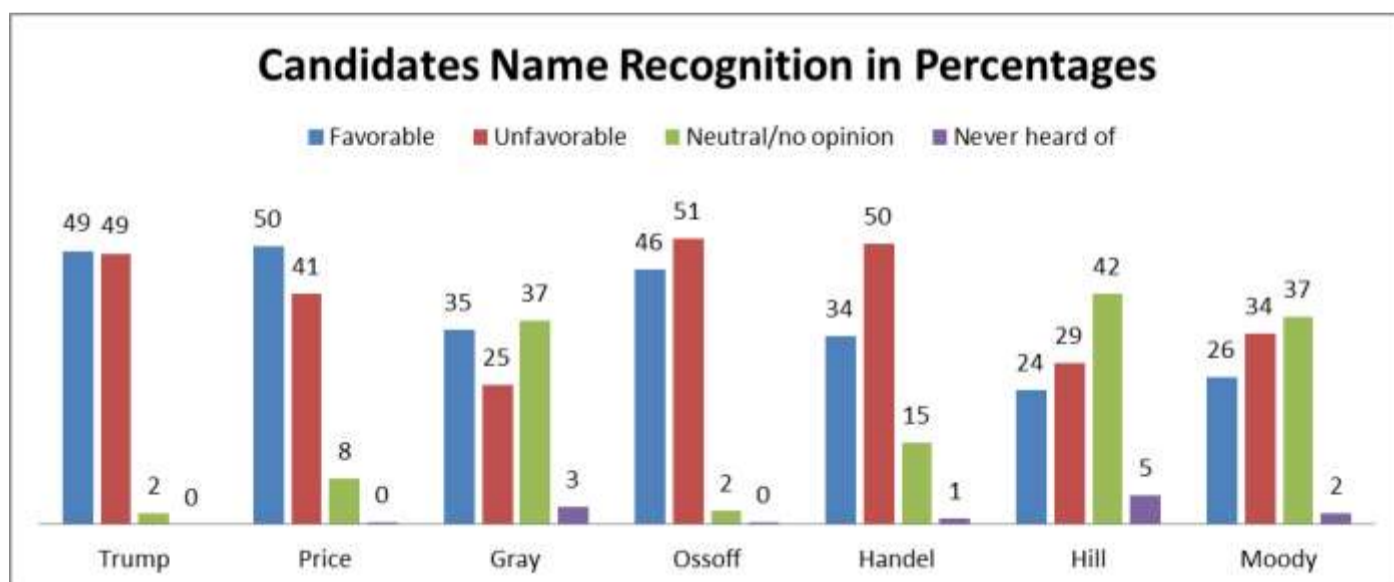
April 17, 2016
 Contact: Prof. Spencer Kimball
 Emerson College Polling Advisor
 Spencer_Kimball@emerson.edu

Emerson College Poll: Jon Ossoff (D) leads in GA 6th district but short of 50% threshold. Handel and Gray battle for second. Ossoff in dead heat in hypothetical General Election match ups while voters have no difficulty with Voter ID law.

A new poll for the Special Election to fill Congressman Tom Price’s vacant seat shows Democrat Jon Ossoff leading by a significant margin with 43% of the vote, followed by Republicans Karen Handel at 17%, Bob Gray at 15% and Dan Moody at 9%. The data collected April 13-15 has a margin of error of 5.4 percentage points, which means Ossoff has less than a 5% chance of clearing the 50% threshold needed to win the primary outright and forgo a general election contest.



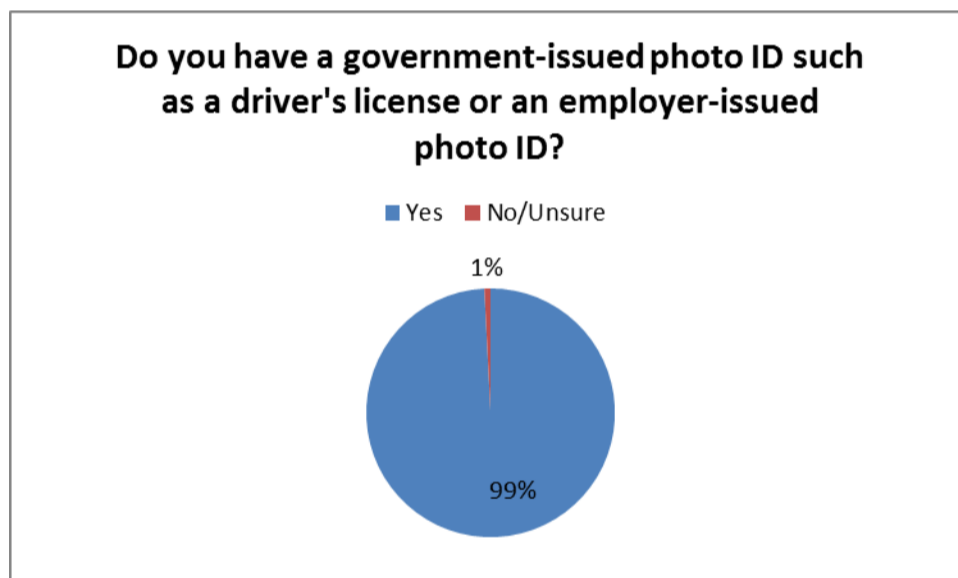
Outgoing Congressman Tom Price leaves office with a positive rating in the district at 50% favorable and 41% unfavorable, and 93% approval among Republicans. Ossoff has the highest favorable and unfavorable rating of the primary candidates at 46% to 51%, while Handel’s popularity is under water at 34% favorable/ 50% unfavorable. Gray holds a 35% favorable, 25% unfavorable rating with 37% having no opinion. Good news for Gray, amongst Republican voters he holds a 67% to 7% favorable rating while Handel is at 57% to 37% favorable.



If Ossoff is unable to obtain 50% in the primary on Tuesday he will be forced into a run-off against the candidate who comes in second place. In a series of four hypothetical match-ups, Ossoff trails all his Republican opponents but by a range of 2 to 5 percentage points - all within the poll’s margin of error.



When asked if voters had a government issued ID to use for voting, 99% said they did.



Inside the numbers on the ballot test

- When people plan to vote is a significant factor - with early voting favoring Ossoff 61%, 12% for Gray and 10% for Handel. Election Day voting also breaks for Ossoff, who has 30% of that vote, with Handel at 23% and Gray at 17%.
- Regionally, Ossoff's strength is in Fulton County, where he gets 51%, then De Kalb at 44% and 33% in Cobb County. Handel leads Gray slightly in all three counties, but all are well within the poll's margin of error.
- Ossoff garners 88% of the Clinton vote, with Handel taking 31% of the Trump vote from 2016; Gray is at 24% and Moody at 18%.
- Ethnicity does not deviate significantly from the mean, except in the case of Asian who favors Ossoff with 78% of the vote.
- Gender is not a significant variable, but females are breaking for Ossoff at 46% as compared to 39% of males. Gray leads among males at 19%, with Handel at 17%. Handel leads with females at 17% with Gray at 12%. Moody has 7% of male vote and 11% of female vote.
- An experiment was conducted within the poll by testing the order in which the candidates were listed on the ballot test question. For example Ossoff was the second option in one version of the poll and was the seventh option in the other version. In the version where he was listed earlier he received 41% of the vote and when listed in the 7th slot he received 45%. Overall there was no a significant difference of total vote total based on the order of the candidates.

The Emerson College Polling Society, under the supervision of Professor Spencer Kimball is pleased to present the findings from a poll of already/likely Voters in Georgia's 6th Congressional Special Election April 18, 2017. All respondents interviewed in this study were part of a fully representative sample using an area probabilistic sampling method of N= 324 (sample size). The margin of error for the sample is +/- 5.4% in 19 of 20 cases. It is important to remember that subsets based on gender, age and party breakdowns

carry with them higher margins of error, as the sample size is reduced. Data was collected using an Interactive Voice Response (IVR) system of landlines only and was conducted April 13-15, 2017.

This survey uses statistical weighting procedures to account for deviations in the survey sample from known population characteristics, which helps correct for differential survey participation and random variation in samples. The overall adult sample is weighted to recent Census and voting behavior data using a sample balancing procedure to match the demographic makeup of the population by 2016 general election results, region, age, party affiliation and race. Margins of sampling error for this survey are not adjusted for design effect.

The full methodology and results can be found at www.theecps.com.

Survey Instrument

1. To start, can you please tell me your gender?

Press 1 for Male

Press 2 for Female

2. How likely are you to vote in the April 18th special election for Georgia's 6th congressional district?

Press 1 if you have already voted

Press 2 if you are very likely to vote

Press 3 if you are somewhat likely to vote

Press 4 if you are 50-50

Press 5 if you are not likely to vote

3. Are you currently registered to vote with a political party?

Press 1 for Democrat

Press 2 for Republican

Press 3 for Independent or Other

Press 4 if you are not registered to vote

4. For whom did you vote in the 2016 Presidential election?

Press 1 for Donald Trump

Press 2 for Hillary Clinton

Press 3 for Gary Johnson

Press 4 for Jill Stein

Press 5 for somebody else

Press 6 if you did not vote

Great. I'm now going to read you a list of names, and for each one, I'd like you to tell me if your opinion of that person is generally favorable or generally unfavorable. If you are neutral or have no opinion, or if you have never heard of somebody, just tell me that.

5. First, take Donald Trump. Is your opinion of Donald Trump generally favorable or generally unfavorable?

Press 1 for favorable

Press 2 for unfavorable

Press 3 for neutral or no opinion

Press 4 if you have never heard of this public figure

6. Is your opinion of Tom Price generally favorable or generally unfavorable?

Press 1 for favorable

Press 2 for unfavorable

Press 3 for neutral or no opinion

Press 4 if you have never heard of this public figure

7. Is your opinion of Bob Gray generally favorable or generally unfavorable?

Press 1 for favorable

Press 2 for unfavorable

Press 3 for neutral or no opinion

Press 4 if you have never heard of this public figure

8. Is your opinion of Karen Handel generally favorable or generally unfavorable?

Press 1 for favorable

Press 2 for unfavorable

Press 3 for neutral or no opinion

Press 4 if you have never heard of this public figure

9. Is your opinion of Judson Hill generally favorable or generally unfavorable?

Press 1 for favorable

Press 2 for unfavorable

Press 3 for neutral or no opinion

Press 4 if you have never heard of this public figure

10. Is your opinion of Dan Moody generally favorable or generally unfavorable?

Press 1 for favorable

Press 2 for unfavorable

Press 3 for neutral or no opinion

Press 4 if you have never heard of this public figure

11. Is your opinion of Jon Ossoff generally favorable or generally unfavorable?

Press 1 for favorable

Press 2 for unfavorable

Press 3 for neutral or no opinion

Press 4 if you have never heard of this public figure

12. If the April 18th special election for Georgia's 6th congressional district were held today, for whom would you vote or lean towards voting among the following candidates?

Press 1 for David Abroms

Press 2 for Bob Gray

Press 3 for Karen Handel
Press 4 for Judson Hill
Press 5 for Bruce LeVell
Press 6 for Dan Moody
Press 7 for Jon Ossoff
Press 8 for Ron Slotin
Press 9 for someone else
Press 0 if you are unsure

13. If the June 20th runoff election for Georgia's 6th congressional district were held today and the candidates were Republican Bob Gray and Democrat Jon Ossoff, for whom would you vote or lean towards voting?

Press 1 for Bob Gray
Press 2 for Jon Ossoff
Press 3 if you are unsure

14. If the June 20th runoff election for Georgia's 6th congressional district were held today and the candidates were Republican Karen Handel and Democrat Jon Ossoff, for whom would you vote or lean towards voting?

Press 1 for Karen Handel
Press 2 for Jon Ossoff
Press 3 if you are unsure

15. If the June 20th runoff election for Georgia's 6th congressional district were held today and the candidates were Republican Judson Hill and Democrat Jon Ossoff, for whom would you vote or lean towards voting?

Press 1 for Judson Hill
Press 2 for Jon Ossoff
Press 3 if you are unsure

16. If the June 20th runoff election for Georgia's 6th congressional district were held today and the candidates were Republican Dan Moody and Democrat Jon Ossoff, for whom would you vote or lean towards voting?

Press 1 for Dan Moody
Press 2 for Jon Ossoff
Press 3 if you are unsure

17. Do you have a government-issued photo ID such as a driver's license or an employer-issued photo ID?

Press 1 for Yes
Press 2 for No
Press 3 if you are unsure

18. For statistical purposes only, can you please tell me your ethnicity?

Press 1 for White or Caucasian
Press 2 for Black or African American
Press 3 for Hispanic or Latino
Press 4 for Asian or Pacific Islander
Press 5 for other or multiple races

19. What is your age range?

Press 1 for 18-34 years
Press 2 for 35-54 years
Press 3 for 55-74 years
Press 4 for 75 or more years

20. What is the highest level of education you have attained?

Press 1 for high school or less
Press 2 for some college
Press 3 for college graduate
Press 4 for postgrad or higher