


# Gettin' Set Up

Anklan


[Tuba]

Trumpet in B $\flat$




[Expanding Scales]

5




[Range, Flexibility, and Velocity]

9




[This entire exercise is fingered "123"]

13



17



Repeat the exercise from m. 9 to the end using valves 1-3, then 2-3, then 1-2, etc. Go as high as possible. This will loosen up the upper register, get the pressurized air going, and help keep the low register in balance with the high. It does not have to be loud, but if that's where you are naturally blowing, then that's fine too. This is about opening up, not wailing, necessarily. Listen for the slurred notes to "click" as you pass by each slot.

I usually do this to get set up for a demanding gig, but it's good for developing a strong upper register, and seemingly invincible chops. This exercise is influenced by listening to Vince DiMartino warm up prior to gigs for several years, then applying what I "stole" to my own needs. GOOD LUCK!!!!