



29 November – 2 December 2016
St.Gallen, Switzerland

Jubilee Congress 10 years ECC



www.colorectalsurgery.eu



YOUR EXPERTISE.
OUR SOLUTIONS.
TOGETHER,
ADVANCING
PATIENT CARE.



Medtronic
Further, Together

WORDS OF WELCOME



Dear colleagues,

it is a great pleasure to invite you to the 10th European Colorectal Congress (ECC) from 29 Nov to 2 Dec 2016 in St.Gallen, Switzerland.

We are delighted to celebrate the 10th anniversary of the ECC this year – a milestone we are very proud of.

At the beginning, the congress was held in the auditorium of the Cantonal Hospital in St. Gallen, was called Colorectal Congress and focused on Central Europe. It wasn't long before we had to relocate the event to the OLMA halls due to the high number of participants. Today, we are proud to welcome participants from 78 different countries. Instead of catering to all tastes, we have always concentrated on Colorectal Surgery. We are convinced that the success of this congress is due to the always up-to-date topics and questions raised as well as the internationally renowned experts, and the fact that we all feel like a big family happily reuniting in St. Gallen every year.

Therefore, we hope that we have once again managed to pique your interest with highly interesting and exciting topics and attract you to St. Gallen, Switzerland.

Last but not least, a Masterclass in Colorectal Surgery will again be held ahead of the ECC. This intensive one-day course covers many topics paramount to the contemporary practice of colorectal surgery.

We wish you all an interesting congress with a lot of food for thought.

We are looking forward to welcoming you at the congress in St. Gallen!

Best regards,

A handwritten signature in blue ink, appearing to read 'Jochen Lange'.

Prof. Dr. Jochen Lange
President
Scientific Committee

A handwritten signature in blue ink, appearing to read 'M. Adamina'.

Prof. Dr. Michel Adamina
Department of Surgery
Kantonsspital Winterthur

A handwritten signature in blue ink, appearing to read 'Daniela Marx'.

Daniela Marx
Director, Congress
Management

TABLE OF CONTENTS



Words of welcome	3
Table of contents	4
General information	5
Directions	12
Masterclass in Colorectal Surgery	
Monday, 28 November 2016	14
Scientific programme	
Tuesday, 29 November 2016	16
Wednesday, 30 November 2016	18
Thursday, 01 December 2016	20
Friday, 02 December 2016	22
Satellite Symposia	24
Sponsors & Exhibitors	26
Faculty	28

GENERAL INFORMATION

Scientific Committee

Prof. Dr. Jochen Lange
President
Scientific Committee

Prof. Dr. Michel Adamina
Department of Surgery
Kantonsspital Winterthur
Winterthur, Switzerland

Organisation & Information

Medkongress AG

Daniela Marx
Director, Congress Management
Rorschacher Strasse 311
9016 St.Gallen, Switzerland
Phone: +41 71 282 06 00
Fax: +41 71 282 06 09
E-mail: info@colorectalsurgery.eu

Masterclass venue

Olma Messen St.Gallen
Halle 9.1.2, St.Jakobstrasse 94
9008 St.Gallen, Switzerland

Date

28 November 2016

Congress venue

Olma Messen St.Gallen
Halle 2.0, 2.1 + 3.0, St.Jakobstrasse 94
9008 St.Gallen, Switzerland

Date

29 November – 2 December 2016

Language

English

Registration

www.colorectalsurgery.eu
Closing date for advanced registration via bank transfer is 8 November and 22 November 2016 via credit card (VISA, Mastercard). After this date, registration will only be possible on site.

Currency

The currency in Switzerland is Swiss Francs (CHF). We recommend bringing Swiss Francs with you or obtaining them from cash machines on site.

GENERAL INFORMATION

Registration fee all prices in €	Pre- registration	On site- registration	Trainee*
Entire congress 29.11. – 02.12.16	800,-	900,-	300,-
Single day	300,-	400,-	150,-
Friday 02.12.2016 (half day)	150,-	200,-	150,-
Masterclass 28.11.16 (Catering incl.)	350,-	400,-	300,-

*Trainee

Applicants must be younger than 35 years. A trainee certificate has to be emailed or faxed to the congress secretariat before online registration: +41 (0)71 282 06 09. Otherwise the full fee will be charged on site.

Payment



Payment has to be processed within 10 days after registration. Payment is possible with credit card (VISA, Mastercard) or by bank transfer. On site payment is possible in Euros (EUR), paid in cash, with debit or credit card.

Credits

This scientific programme has been accredited by the Swiss Association of Surgery (SGC/SSC) for up to following credits: 8

Entire congress without Masterclass	21
Tuesday 29.11.2016 (single day)	5
Wednesday 30.11.2016 (single day)	5
Thursday 01.12.2016 (single day)	7
Friday 02.12.2016 (single day)	4
Masterclass Monday 28.11.2016	7

Confirmation

Confirmation of registration and payment will be sent by email to all participants, who registered in advance. The confirmation letter is an official document and certifies registration. Please have your confirmation letter available on site in order to receive your registration documents.

Badge

The conference badge allows access to the congress site. Participants are requested to wear the badge throughout the congress.

OLYMPUS

Your Vision, Our Future



OLYMPUS SATELLITE SYMPOSIUM

Procedure Trends and Innovations in Colorectal Surgery

Tuesday, November 29, 2016, 12:00, Location: Lecture Hall

> www.olympus.eu/THUNDERBEAT

OLYMPUS EUROPA SE & CO. KG

Postbox 10 49 08, 20034 Hamburg, Germany | Phone: +49 40 23773-0 | www.olympus-europa.com

GENERAL INFORMATION

Cancellation

All cancellations should be made in writing or by email to the organiser. If notification is received by 21 November 2016, full refund, less administrative charge of € 100.-, will be made. If notification is received after this date, there will be no refund. Changes in dates, times and site do not give the right to cancel applications.

Catering

Lunch catering is not included in the registration fee of the entire congress. Meals and drinks can be purchased on site. **Exception Masterclass: the Masterclass fee on Monday includes catering.**

SWISS Official Carrier



As official carrier to European Colorectal Congress in St. Gallen Swiss International Air Lines offers you the best booking flexibility together with Swiss product and service quality, all at a significantly discounted price. As the national airline of Switzerland we offer event participants a reduction of **up to 10% off regular fares**. To take advantage of this offer, book simply and conveniently on swiss.com via the following link: **www.swiss.com/event**

Hotel reservation

St.Gallen Bodensee Tourimus

Anja Geiger
Bankgasse 9 / Postfach
CH-9001 St.Gallen
Phone +41 (0) 71 227 37 26
Fax +41 (0) 71 227 37 67
anja.geiger@st.gallen-bodensee.ch
www.st.gallen-bodensee.ch

airbnb
(private accomodation service):
www.airbnb.com

Oberwaid
Kurhaus & Medical Center
Rorschacher Strasse 311
9016 St.Gallen
Phone: +41 71 282 00 00
E-mail: reservation@oberwaid.ch
www.oberwaid.ch
Shuttle bus will be provided.


Answering surgeons' needs

The right solution
for the right procedure

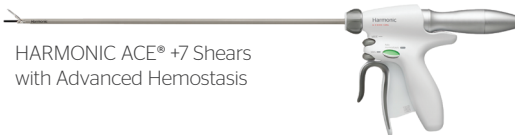
Access



ENDOPATH® XCEL®
Trocars with OPTIVIEW®
Technology



HARMONIC ACE® +7 Shears
with Advanced Hemostasis



Repair



CONTOUR™ Curved
Cutter Stapler



ECHELON FLEX™
GST System*

Closure



MONOCRYL™ Plus
Antibacterial Absorbable
Suture



Johnson & Johnson Medical GmbH
ETHICON
Hummelsbütteler Steindamm 71
22851 Norderstedt
www.ethicon.com

ETHICON
PART OF THE *Johnson & Johnson* FAMILY OF COMPANIES

Shaping
the future
of surgery

GENERAL INFORMATION

Location & Directions

St.Gallen is situated in the »Three-Country-Corner«, Switzerland-Austria-Germany. Transportation connections are excellent in all directions: via the Nationalstrasse A1, the railway axis Geneva-Zurich-Munich, the Zurich Intercontinental Airport and the airstrip St.Gallen-Altenrhein. St. Gallen is very accessible. The exhibition grounds lie in the center of the town.

Conference site



Olma Messen St.Gallen
Halls 2 & 3, Entrances E, G
St. Jakobstrasse 94
CH-9000 St.Gallen
Phone +41 (0) 71 242 01 01
Fax + 41 (0) 71 242 01 03
info@olma-messen.ch
www.olma-messen.ch

Arrival by train

Excellent train connection between Zurich – St.Gallen, Chur – St.Gallen, St.Margrethen – St.Gallen. From the central train station St.Gallen or bus terminal, take Bus No. 3 in the direction of »Heiligkreuz«, to bus stop »Olma«. From the »St.Fiden« train station it is 10 minutes walking distance. More information at: www.sbb.ch

When treating cUTIs, and cIAls
(in combination with metronidazole)
caused by indicated pathogens...

ZERBAXA®
ceftolozane and tazobactam
for infusion (1.5 g)

DELIVER PROVEN POWER

ZERBAXA®

- a combination of ceftolozane and tazobactam¹
- potent *in vitro* activity against Enterobacteriaceae (including ESBL*-producers) and *P. aeruginosa* (including multidrug-resistant isolates)²
- clinical efficacy in complicated urinary tract infections (cUTIs), and complicated intraabdominal infections (cIAls) (in combination with metronidazole)^{3,4}
 - In cUTI, ZERBAXA® was superior to levofloxacin³
 - In cIAl, ZERBAXA® in combination with metronidazole achieved comparable clinical cure rates vs meropenem⁴

* ESBL=Extended-spectrum beta lactamases

References: 1. Prescribing information ZERBAXA®, status January 2016. 2. Sader HS, Farrell DJ, Flamm RK, Jones RN. Ceftolozane/tazobactam activity tested against aerobic Gram-negative organisms isolated from intra-abdominal and urinary tract infections in European and United States hospitals (2012). *J Infect.* 2014 Sep;69(3):266-77s. 3. Wagenlehner FM, et al. Ceftolozane-tazobactam compared with levofloxacin in the treatment of complicated urinary-tract infections, including pyelonephritis: a randomised, double-blind, phase 3 trial (ASPECT-cUTI). *Lancet* 2015;385:1949-56. 4. Solomkin J, et al. Ceftolozane/tazobactam plus metronidazole for complicated intra-abdominal infections in an era of multidrug resistance: results from a randomized, double-blind, phase 3 trial (ASPECT-cIAl). *Clin Infect Dis.* 2015;60(10):1462-71.

Abbreviated Prescribing Information for ZERBAXA® powder for concentrate for solution for infusion (ceftolozane and tazobactam sodium, MSD).

Presentation: 1 vial ZERBAXA® 1.5g (ceftolozanum 1g/tazobactamum 0.5g) powder for concentrate for solution for infusion 1g ceftolozanum and 0.5g tazobactamum. **Indications:** ZERBAXA® is indicated for the treatment of the following infections in case of a suspected or confirmed infection with a designated susceptible microorganism: Complicated Intra-abdominal Infections (cIAl), in combination with Metronidazol. Complicated urinary tract infections (cUTI), including Pyelonephritis. **Dosing:** Intravenous infusion administered over 1 hour, every 8 hours. **Dose in patients with creatinine clearance (CrCl) >50ml/min:** 1.5g (1g Ceftolozan/0.5g Tazobactam). **Dose in patients with creatinine clearance (CrCl) 30-50ml/min:** 750mg (500mg Ceftolozan/250mg Tazobactam). **Dose in patients with creatinine clearance (CrCl) 15-29ml/min:** 375mg (250mg Ceftolozan/125mg Tazobactam). **Dose in patients with end-stage renal disease on hemodialysis:** A single loading dose of ZERBAXA® 750 mg (500mg Ceftolozan/250mg Tazobactam) followed by a ZERBAXA® 150 mg (100mg Ceftolozan/50mg Tazobactam) maintenance dose administered intravenously every 8 hours for the remainder of the treatment period (on hemodialysis days, administer the dose at the earliest possible time following completion of dialysis). **Contraindications:** Hypersensitivity to the active substance (ceftolozane and tazobactam) or the excipients. Hypersensitivity to antibiotics of the cephalosporin class. Severe hypersensitivity (e.g. anaphylactic shock, severe skin reactions) to other beta-lactam antibiotics (e.g. penicillins or carbapenems). **Precautions:** If a severe allergic reaction occurs during treatment with ceftolozane/tazobactam, the medicinal product should be discontinued and appropriate measures taken. In patients who present with diarrhea during or subsequent to the administration of ceftolozane/tazobactam it is important to consider the diagnosis of antibacterial-associated colitis or pseudomembranous colitis. As with other antibiotics, the treatment with ZERBAXA® can lead to proliferation of non-susceptible microorganisms including fungi. In case of a superinfection under treatment, an appropriate therapy should be started. ZERBAXA® should not be used during pregnancy unless it is clearly indicated, i.e. if the expected benefit outweighs the possible risks to the pregnant woman and fetus. If used during pregnancy, the patient needs to be informed about the risk for the fetus. Breast-feeding women can only be treated if the expected benefit outweighs the potential risks for the mother and child. **Adverse Reactions:** Common (≥1/100 bis <1/10): nausea, headache, diarrhea, pyrexia, constipation, insomnia, vomiting, hypokalemia, ALT increased, AST increased, anemia, thrombocytosis, abdominal pain, anxiety, dizziness, hypotension, atrial fibrillation rash. **Packaging:** Vials with 1.5g (ceftolozanum 1g/tazobactamum 0.5g) powder for concentrate for solution for infusion are supplied in cartons containing 10 vials. (A) Marketing Authorization Holder: MSD Merck Sharp & Dohme AG, Werftstrasse 4, 6005 Luzern. © Registered trademark of Merck & Co., Inc. USA. **Date:** January 2016.

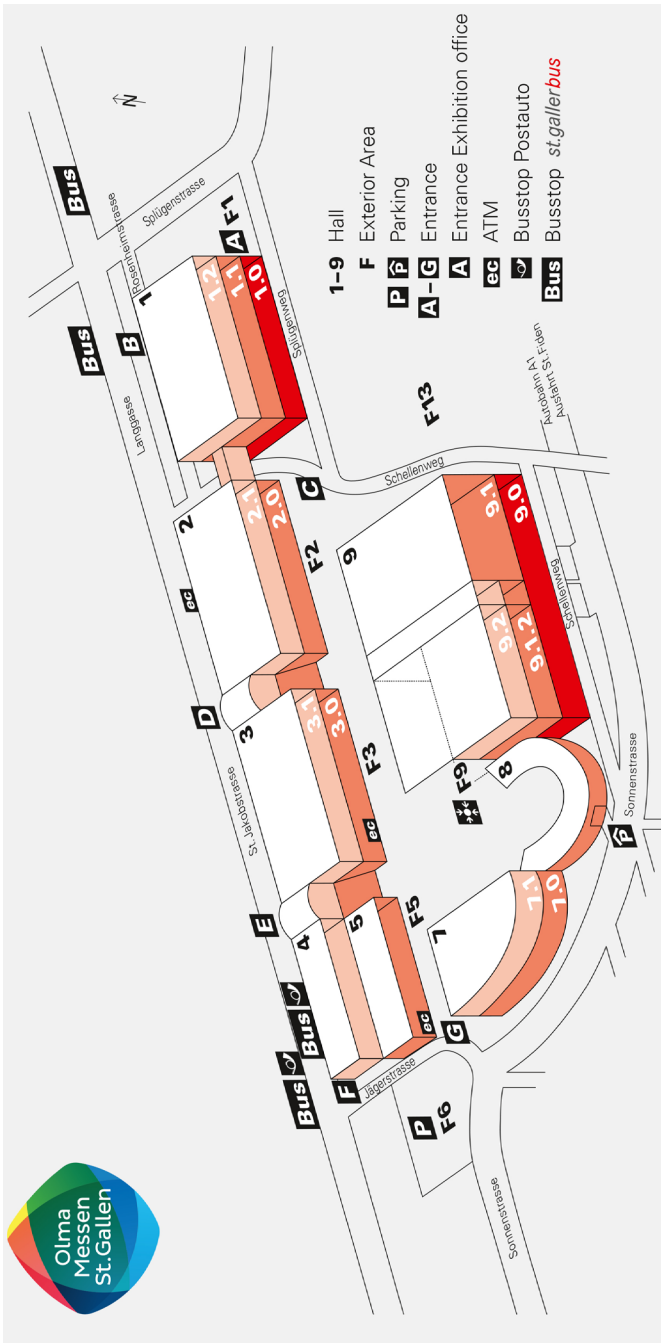
Prescribing information ZERBAXA®, www.swissmedicinfo.ch, status: January 2016.

The full prescribing information is published on the homepage of Swissmedic (www.swissmedic.ch) or www.swissmedicinfo.ch.

Reprints of cited literature can be requested at the following address. MSD Merck Sharp & Dohme AG, Werftstrasse 4, 6005 Lucerne.
© MSD Merck Sharp & Dohme AG, Lucerne, Switzerland. All rights reserved.



DIRECTIONS



Arrival by plane



Official Carrier

Zurich International Airport (connected with Intercity trains to and from St.Gallen every 30 minutes, train ride 65 minutes).
More information at:
www.zurich-airport.com

Arrival by car

Road signs in the outskirts of town and throughout the entire city indicate the way to Olma Messen St.Gallen.
Cars without a navigation system:
from the Nationalstrasse A1 use the exit: St.Gallen – St.Fiden and follow the Sign »Olma-Messen St.Gallen«

Parking

Parking is available at the congress venue. Tickets can be purchased at the information desk.

There are enough parking spaces available (chargeable).

Public transport

From the main station St.Gallen or bus terminal take Bus 3 »Heiligkreuz« to the bus stop »Olma« or »Post Langgasse«.



Location / Directions

St.Gallen is situated in the »Three-Country-Corner«, Switzerland-Austria-Germany. Transportation connections are excellent in all directions: via the Nationalstrasse A1, the railway and Geneva-Zürich-Munich, the Zürich Intercontinental Airport and the airstrip St.Gallen-Alttenheim. St.Gallen is very accessible. The exhibition grounds lie in the center of town.



Arrival by Car

From the Nationalstrasse A1 use the exit: St.Gallen-St.Fiden and follow either this symbol or the sign »Olma Messen St.Gallen« or in the case of major events, use the special parking directions. Parking: Jägerstrasse

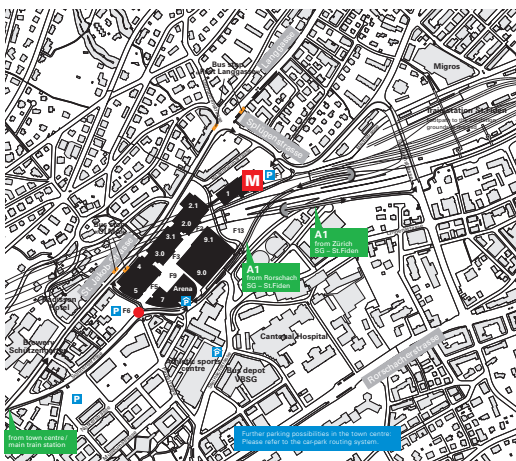
GPS: Jägerstrasse

Arrival by Rail

From the main train station St.Gallen or bus terminal take Bus n°3 »Heiligkreuz« to the bus stop »Olma« or »Post Langgasse«.

Exhibition office

Olma Messen St.Gallen
Sälgemasse 12, Postfach
CH-9008 St.Gallen
Phone +41 (0)71 242 01 01
Fax +41 (0)71 242 01 03
info@olma-messen.ch



MASTERCLASS IN

Monday, 28 November 2016

Olma Messen St.Gallen, Hall 9.1.2

08.15 Welcome coffee and registration

08.55 Introduction & course objectives

Michel Adamina, Winterthur, CH

**Chair: Herand Abcarian, Chicago, USA
Bruno Roche, Geneva, CH**

**09.00 Getting out of troubles: leaking low anastomosis
and non healing perineal wound**

Willem Bemelman, Amsterdam, NL

**09.40 Diverting ileostomy – when to do it,
how to live with it, and when to revert it**

Richard Guy, Oxford, UK

**10.20 Operative strategies for acute diverticular
peritonitis**

Desmond Winter, Dublin, IE

11.00 Coffee break

**Chair: Richard Guy, Oxford, UK
Desmond C. Winter, Dublin, IE**

11.30 Complex anal fistula – addressing a vexing problem

Herand Abcarian, Chicago, USA

**12.10 Pudendal neuropathy revisited – step by step
release of the pudendal nerve**

Bruno Roche, Geneva, CH

**12.50 LUNCH
meet the Professors**

**THE MASTERCLASS PRESENTATIONS WILL BE SENT AS
PDF FILES TO ALL MASTERCLASS PARTICIPANTS AT
THE END OF THE CONGRESS**

COLORECTAL SURGERY

Chair: **Brendan Moran, Basingstoke, UK**
Peter Sagar, Leeds, UK

14.00 To resect or to neglect: options for the primary tumor in metastatic colorectal cancer

Paris Tekkis, London, UK

14.40 Established and new prognostic factors in oncologic surgery

Philip Quirke, Leeds, UK

15.20 What your oncologist can do for you – outcomes of contemporary therapies and caveat for the surgeon

Ulrich Güller, St.Gallen, CH

16.00 Coffee break

Chair: **Philip Quirke, Leeds, UK**
Paris Tekkis, London, UK

16.30 When and how to perform an (extra)levator abdominal perineal excision for low rectal cancer

Brendan Moran, Basingstoke, UK

17.10 Clinical outcomes and quality of life in complex pelvic surgery

Peter Sagar, Leeds, UK

17.50 Advice for the EBSQ Coloproctology Examination

Michel Adamina, Winterthur, CH

18.00 Wrap-up

Michel Adamina, Winterthur, CH

COFFEE, LUNCH AND THE PRESENTATIONS OF THE SPEAKERS ARE INCLUDED

SCIENTIFIC PROGRAMME

Tuesday, 29 November 2016

09.45 Opening and welcome
Jochen Lange, St.Gallen, CH

Chair: Willem Bemelman, Amsterdam, NL
Philip Quirke, Leeds, UK

10.00 Anorectal trauma
Herand Abcarian, Chicago, USA

**10.30 Saving the sphincter – a story
of surgical evolution**
Neil Mortensen, Oxford, UK

11.00 Ultralow anterior resection – how far can I go
Eric Rullier, Bordeaux, FR

**11.30 Restaging after neoadjuvant
chemoradiation for rectal cancer and
changes in surgical management**
Paris Tekkis, London, UK

12.00 LUNCH SYMPOSIUM

OLYMPUS
Your Vision. Our Future.

SCIENTIFIC PROGRAMME

Tuesday, 29 November 2016

Chair: Herand Abcarian, Chicago, USA
Neil Mortensen, Oxford, UK

13.30 VIDEO SESSION  **FRANKENMAN**
International Limited

Puborectalis repair by perineal approach

Frédéric Ris, Geneva, CH

Omentoplasty for recurrent rectovaginal fistula

Janindra Warusavitarne, London, UK

**Transperineal minimal invasive
abdominoperineal excision**

Roel Hompes, Oxford, UK

Single port pouch surgery

Antonino Spinelli, Milano, IT

**14.30 Refractory ileocecal Crohn:
resection or medication?**

Willem Bemelman, Amsterdam, NL

15.00 New developments in robotic surgery

Fabrizio Luca, Milano, IT

15.30 Coffee break

Chair: Eric Rullier, Bordeaux, FR
Paris Tekkis, London, UK

**16.30 Watch & Wait Registry and RAPIDO trial –
Rectal cancer And Preoperative Induction therapy
followed by Dedicated Operation**

Cornelis van de Velde, Leiden, NL

17.00 Prevention and treatment of anastomotic stricture

Richard Guy, Oxford, UK

17.30 Improving surgical performance

Brendan Moran, Basingstoke, UK

SCIENTIFIC PROGRAMME

Wednesday, 30 November 2016

Chair: Charles Knowles, London, UK
Roel Hompes, Oxford, UK

09.00 When not to operate in rectal cancer

Chris Cunningham, Oxford, UK

09.30 What should the surgeon expect from the colonoscopist and vice versa!

Jonathan Hoare, London, UK

10.00 Laparoscopic lysis of adhesions

Desmond Winter, Dublin, IE

10.30 Coffee break

Chair: Bill Heald, Basingstoke, UK
Timothy A. Rockall, Surrey, UK

11.30 How to deal with presacral mass

Peter Sagar, Leeds, UK

12.00 Pelvic pain: clinical conundrum or clinician's nightmare

Bruno Roche, Geneva, CH

12.30 Neuromodulation for fecal incontinence in 2016: sacral, pudendal, or tibial?

Charles Knowles, London, UK

13.00 LUNCH SYMPOSIUM

Medtronic
Further, Together

SCIENTIFIC PROGRAMME

Wednesday, 30 November 2016

Chair: Michel Adamina, Winterthur, CH
Jonathan Hoare, London, UK

14.30 VIDEO SESSION  **FRANKENMAN**
International Limited

Laparoscopic re-do rectopexies

Chris Cunningham, Oxford, UK

**Laparoscopic D3 complete mesocolic
right colectomy**

Matthew Albert, Orlando, USA

Robotic nerve sparing total mesorectal excision

Fabrizio Luca, Milano, IT

Transanal Hartmann reversal

Antonio Lacy, Barcelona, ES

15.30 AFTERNOON SYMPOSIUM  **ETHICON** part of the Johnson & Johnson family of companies Shaping the future of surgery

Chair: Chris Cunningham, Oxford, UK
Desmond C. Winter, Dublin, IE

16.30 LARS PAHLMAN MEMORIAL LECTURE

**Rectal cancer – high and low – a battling
range of options**

Bill Heald, Basingstoke, UK

17.00 Prevention and repair of perineal hernia

Timothy R. Rockall, Surrey, UK

**17.30 Back to the future: mechanical bowel
preparation and oral antibiotics revisited**

Ravi Kiran, New York, USA

SCIENTIFIC PROGRAMME

Thursday, 1 December 2016

Chair: Andre D'Hoore, Leuven, BE
Paul-Antoine Lehur, Nantes, FR

09.00 Interdisciplinary management of colonic volvulus

Justin Davies, Cambridge, UK

09.30 Perfusion angiography in colorectal surgery

Luigi Boni, Varese, IT

10.00 Treatment of uncommon colorectal tumor

Ronan O'Connell, Dublin, IE

10.30 Coffee break

Chair: Ronan P. O'Connell, Dublin, IE
Philippe Rouanet, Montpellier, FR

11.30 Indications, technique, and long-term results of ventral rectopexy

André D'Hoore, Leuven, BE

12.00 Beyond sphincter repair and SNS: advanced surgical procedures for fecal incontinence

Paul-Antoine Lehur, Nantes, FR

12.30 What makes a laparoscopic cancer surgery unsafe

George Hanna, London, UK

13.00 LUNCH SYMPOSIUM



SCIENTIFIC PROGRAMME

Thursday, 1 December 2015

Chair: Antonio Lacy, Barcelona, ES
Justin Davies, Cambridge, UK

14.30 Tailored strategy for locally advanced rectal cancer – the GRECCAR4 study

Philippe Rouanet, Montpellier, FR

15.00 Safe entry into the reoperative abdomen

Alexis Ulrich, Heidelberg, DE

15.30 Coffee break

**16.00 Consensus Conference
St.Gallen consensus on safe implementation
of transanal total mesorectal excision**

taTME – select patients, selective procedure?

André D'Hoore, Leuven, BE

Current evidence and ongoing trials

Jurriaan Tuynman, Amsterdam, NL

Surgical technique - key steps

Antonio Lacy, Barcelona, ES

Specific complications and pitfalls

Matthew Albert, Orlando, USA

Procedure teaching and safe implementation

Roel Hompes, Oxford, UK

Functional outcomes

Antonino Spinelli, Milano, IT

**Presentation of the St.Gallen
Consensus on safe taTME**

Michel Adamina, Winterthur, CH +

Roel Hompes, Oxford, UK

Round table with audience participation

Expert Panel

SCIENTIFIC PROGRAMME

Friday, 2 December 2016

Chair: Luca Aldrighetti, Milan, IT
Erik Schadde, Winterthur/Chicago, CH/USA

09.00 Time matters: synchronous vs metachronous liver resection
Markus Büchler, Heidelberg, DE

09.30 Two stage hepatectomies
Juan Figueras, Girona, ES

10.00 Ablative liver therapies and radioembolization
Jacob Freedman, Stockholm, SE

10.30 Coffee break

Chair: Juan Figueras, Girona, ES
Markus Büchler, Heidelberg, DE

11.30 Liver first – evidence vs experience
Pietro Majno, Genève, CH

12.00 Laparoscopic liver metastases resection
Luca Aldrighetti, Milano, IT

12.30 Challenging unresectability – clinical results from the ALPPS
Erik Schadde, Chicago/Winterthur, USA/CH

13.00 Closing words

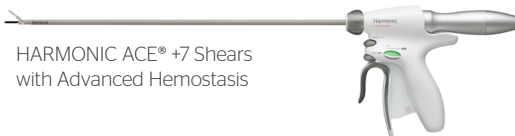

Answering surgeons' needs

The right solution
for the right procedure

Access



ENDOPATH® XCEL®
Trocars with OPTIVIEW®
Technology




HARMONIC ACE® +7 Shears
with Advanced Hemostasis

**Advanced
T4 Colorectal Cancer.**
What is the best
surgical approach?

Repair



CONTOUR™ Curved
Cutter Stapler



ECHELON FLEX™
GST System*

Closure



MONOCRYL™ Plus
Antibacterial Absorbable
Suture



Join our
Symposium on
Wednesday
30th November at
15:30 p.m. in the
Lecture Hall

Johnson & Johnson Medical GmbH
ETHICON
Hummelsbütteler Steindamm 71
22851 Norderstedt
www.ethicon.com

ETHICON
PART OF THE *Johnson & Johnson* FAMILY OF COMPANIES

Shaping
the future
of surgery

SATELLITE SYMPOSIA

Tuesday, 29 November 2016

12.00 LUNCH SYMPOSIUM

OLYMPUS

Your Vision, Our Future

Wednesday, 30 November 2016

13.00 LUNCH SYMPOSIUM

Medtronic

Further, Together

15.30 AFTERNOON SYMPOSIUM

ETHICON

PART OF THE **JOHNSON & JOHNSON** FAMILY OF COMPANIES

Shaping
the future
of surgery

Thursday, 1 December 2016

13.00 LUNCH SYMPOSIUM

INTUITIVE
SURGICAL®

PLEASE JOIN OUR LUNCH SYMPOSIUM

THURSDAY 1ST DECEMBER
13:00 TO 14:00



All surgery presents risk. While clinical studies support the use of the *da Vinci*® Surgical System as an effective tool for minimally invasive surgery for specific indications, individual results may vary. Patients and doctors should review all available information on non-surgical and surgical options in order to make an informed decision. For complete technical information, including Intended Use and full cautions and warnings, please refer to the *da Vinci Xi*® Surgical System instructions for use and Integrated Table Motion addendum, Instrument & Accessory and *Firefly*™ instructions for use and other product information. Please also refer to www.intuitivesurgical.com/safety for important safety information. © 2016 Intuitive Surgical, Inc. All rights reserved. PN 1027492-EU Rev A 8/16

SPONSORS & EXHIBITORS

MANY THANKS TO:

Main Sponsors

 Further, Together
 Your Vision, Our Future
 <small>PART OF THE Johnson & Johnson FAMILY OF COMPANIES</small>




Exhibitors

**YOUR EXPERTISE.
OUR SOLUTIONS.
TOGETHER,
ADVANCING
PATIENT CARE.**

**Join our Lunch
Symposium
on Wednesday
30th November at
13:00 p.m.
in the Lecture Hall**

**Join our Breakfast
Symposium
on Thursday
1st December at
8:00 a.m.
in the Lecture Hall**

FACULTY

Abcarian Herand MD

Professor of Surgery
University of Illinois
Chairman Colon and Rectal
Surgery Stroger Hospital of
Cook County
Chicago, USA

Adamina Michel MD, MSC, EMBA

Professor of Surgery
Department of Visceral and
Thoracic Surgery
Kantonsspital Winterthur
Winterthur, CH

Albert Matthew MD, FACS, FASCRS

Colon & Rectal Surgeon
Center for Colon &
Rectal Surgery
Orlando, USA

Aldrighetti Luca MD, PhD

Hepatobiliary Surgery
Head Department of Surgery
San Raffaele Hospital
Milan, IT

Bemelman Willem MD, PhD

Professor, University of
Amsterdam, Division of Surgical
Specialisms-Department of
Surgery Academic Medical
Center-AMC
Amsterdam, NL

Boni Luigi MD, FACS

Associate Professor of Surgery
Minimally Invasive Surgery
Research Center
Department of Surgical and
Morphological Sciences
University of Insubria
Varese, IT

Büchler Markus W. Prof. Dr.

Medical Director of General
Visceral- and Transplant
Surgery
University of Heidelberg
Heidelberg, DE

Cunningham Chris MD, FRCSEd.

Consultant Colorectal
Surgeon
Department of Colorectal
Surgery
Oxford University Hospitals
Oxford, UK

D'Hoore André MD

Professor at University
Hospitals Leuven,
Department of Abdominal
Surgery
Leuven, BE

Davies Justin MA, MChir, FRCS, EBSQ

Consultant Colorectal and
General Surgeon
Clinical Director of Digestive
Diseases, Associate Lecturer
University of Cambridge Chair
Education and Training
ACPGBI
Cambridge, UK

Figueras Juan MD

Hepato-Biliary and Pancreatic
Surgery Unit
Department of Surgery
Dr Josep Trueta Hospital
Institut d'Investigació
Biomèdica (IDIBGi)
Girona, ES

Freedman Jacob MD, PhD

Professor of Surgery
Department of Clinical
Science
Danderyd Hospital
Stockholm, SE

FACULTY

Güller Ulrich
Prof. Dr. MHS, FEBS

Senior physician
Medical Oncology and
Hematology
Specialist Surgical Oncology
Cantonal Hospital St.Gallen
St.Gallen, CH

Guy Richard
MD

Consultant Colorectal
Surgeon
Oxford University Hospital
Oxford, UK

Hanna George
MB BCh, FRCSPhD, MErgS

Professor, Head of the
Division of Surgery
Imperial College
London, UK

Heald Bill
MD

Professor of Surgery
Surgical Director Pelican
Cancer Foundation
Basingstoke, UK

Hoare Jonathan
MD, MA, FRCP, PhD

Consultant Gastroenterolo-
gist and Hon. Senior Lecturer
Departement of Gastroenter-
ology, St Mary's Hospital
Imperial College healthcare
NHS Trust
London, UK

Hompes Roel
MD

Consultant Colorectal
Surgeon
Oxford University Hospitals
Oxford, UK

Kiran P. Ravi
MD, FACS

Kenneth A. Forde Professor of
Surgery (in Epidemiology)
Columbia University Medical
Center and Mailman School
of Public Health Director
Center for Innovation and
Outcomes Research
Chief and Program Director
Division of Colorectal Surgery,
New York Presbyterian
Hospital-Columbia,
New York, USA

Knowles Charles
PhD

Clinical Professor of
Surgical Research
Barts & the London School
of Medicine & Dentistry
London, UK

Lacy Antonio
MD, PhD

Associate Professor of
Surgery, University of
Barcelona
Head of Gastrointestinal
Surgery Service and Chief
of the Minimally Invasive
Surgery Department at the
Hospital Clínic Barcelona
Barcelona, ES

Lehur Paul-Antoine
Prof. Dr.

Nantes University Hospital
Digestive and endocrine
surgery
Hôtel Dieu CHU de Nantes
Nantes, FR

Luca Fabrizio
MD, FASCRS

Professor of Surgery
Loma Linda University Health
Department of Surgery
Loma Linda, USA

FACULTY

Majno Pietro
MD, FRCS

Associate Professor of
Visceral and Transplantation
Surgery
University of Geneva
Chief of the Centre for
Hepatobiliary and Pancreatic
Afflictions,
University Hospital Geneva
Geneva, CH

Moran Brendan
MD

Basingstoke and North
Hampshire NHS Foundation
Trust Department of
Colorectal and Pseudo-
myxoma Surgery
Basingstoke, UK

Mortensen Neil
MD

Professor of Colorectal
Surgery
Oxford University Hospitals
Oxford, UK

O'Connell P. Ronan
MD

Professor of Surgery
University College Dublin
Consultant Surgeon
St. Vincent's University
Hospital
Dublin, IE

Quirke Philip
BM, PhD, FRCPath, FMedSci

Professor and Head of Patho-
logy and Tumour Biology
St James University Hospital
Leeds, UK

Ris Frédéric
MD, PD

Department of Visceral
Surgery
University Hospital Geneva
(HUG)
Geneva, CH

Roche Bruno
Dr.

Department of Visceral
Surgery
University Hospital Geneva
Geneva, CH

Rockall Timothy A.
MD

Professor of Surgery
Director of MATTU Royal
Surrey County Hospital
Surrey, UK

Rouanet Philippe
Prof. Dr.

Cancer Surgery
ICM Montpellier Cancer
Institute
Montpellier, FR

Rullier Eric
Prof. Dr.

Digestive and endocrine
surgery department,
University Hospital of
Bordeaux,
Bordeaux, FR

Sagar Peter
MD

Professor Clinical Director
for Endoscopy and
Sigmoidoscopy
St. James's University
Hospital
Leeds, UK

Schadde Erik
MD

Assistant Professor of Surgery,
Department of Surgery-
Division of Transplantation
Rush University Medical
Center Chicago
Consultant Surgeon
Department of Surgery
Cantonal Hospital
Winterthur, Research,
Associate Institute of
Physiology, Univ. Zürich
Winterthur/Chicago, CH/USA

FACULTY

Spinelli Antonino
MD, PhD

Director of the Colorectal
Surgical Division
Humanitas Research Hospital
Milan, IT

Tekkis Paris
MD

Professor of Surgery
Imperial College London
Department of
Surgery & Cancer
London, UK

Tuynman Jurriaan
MD, PhD

Consultant Surgeon
Surgeon surgical oncology
and gastrointestinal surgery
VU Medical Center
Department of Surgery
Amsterdam, NL

Ulrich Alexis
Prof. Dr.

Deputy Medical Director
Department of Surgery
Oncology
University of Heidelberg
Heidelberg, DE

van de Velde Cornelis J.H.
MD, PhD

Professor of Surgery
Head of the Department of
Surgical Oncology
Endocrine & Gastrointestinal
Surgery
Leiden University
Medical Center
Department of Surgery
Leiden, NL

Winter Desmond C.
MD

Colorectal Surgeon
Department of Surgery
St. Vincent's University
Hospital
Dublin, IE

Warusavitarne Janindra
PhD, FRACS

Consultant Colorectal
Surgeon
St. Mark's Hospital and
Academic Institute
London, UK

ANNOUNCEMENT



EUROPEAN COLORECTAL CONGRESS

4 – 7 December 2017

Congress Management

Medkongress AG
Rorschacher Strasse 311
CH-9016 St.Gallen
Switzerland

Phone +41 71 282 06 00
Fax +41 71 282 06 09
info@colorectalsurgery.eu

Congress Venue

Olma Messen St.Gallen
Halle 2.0, 2.1 + 3.0
St.Jakobstrasse 94
9008 St.Gallen, Switzerland

Masterclass Venue

Olma Messen St.Gallen
Halle 9.1.2
St.Jakobstrasse 94
9008 St.Gallen, Switzerland

