



CREATE A CHELICERATE




IN YOUR ZIPLOCK BAG:




CLAY



PIPE CLEANERS:
8x black = walking legs
2x red = chelicerae
2x blue = pedipalps





WOODEN STICK

- Separate your clay into 2 pieces.
- Use the wooden stick to connect the 2 pieces (body parts).
- Place 4 legs on each side of the *front* body part.
- Place 2 pedipalps just behind the “mouth”
- Place 2 chelicerae just in front of the “mouth”

