

Step 5. PEPTIDE GEL MASK



1 Box: 5 Packs (39g)

Step 5. PEPTIDE GEL MASK

■ Concept

Step 1.
SNOW O₂

Step 2.
SNOW BOOSTER

Step 3.
EZ CO₂ MASK

Step 4.
POWER SOLUTION

Step 5.
PEPTIDE GEL MASK

Step 6.
SOOTHING REPAIR
POSTCREAM

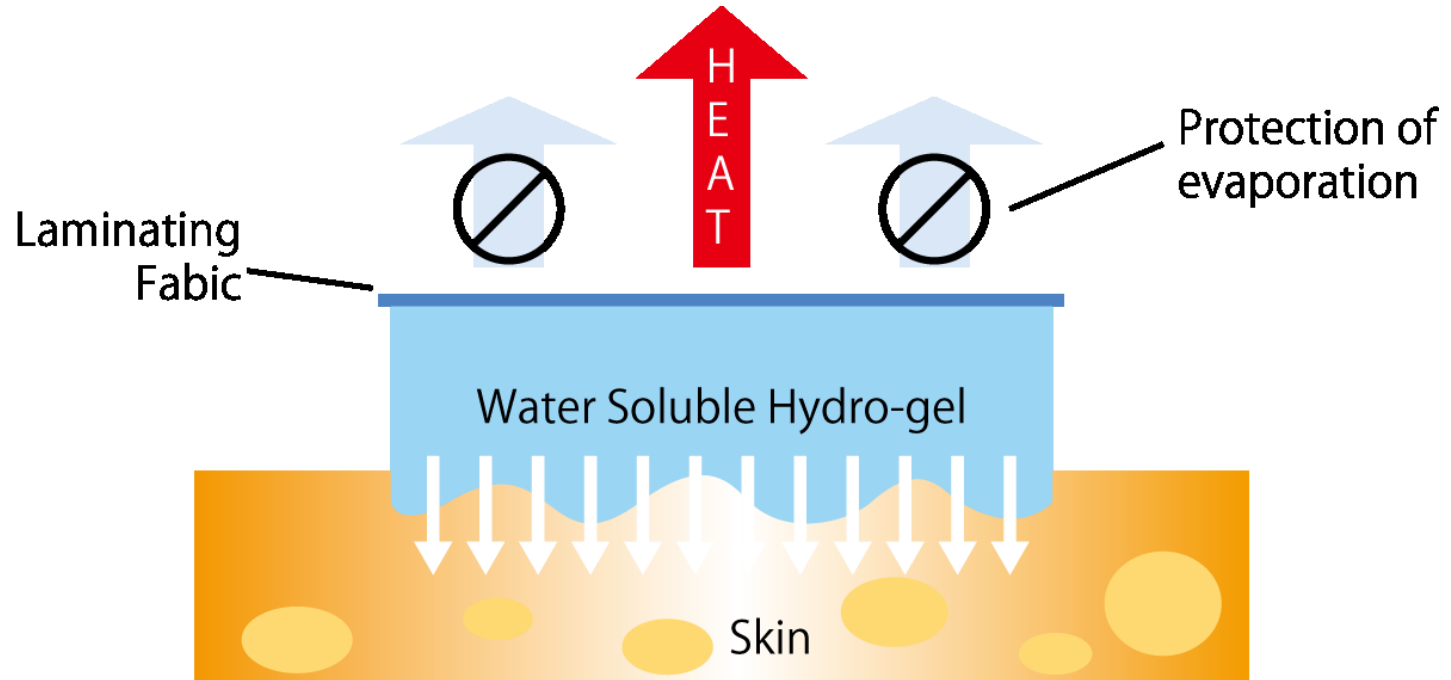
Step 7.
Home Care

- Developed for professionals. It calms and moisturizes the skin that went through various dermatologic operations like microneedling or laser surgery.
- Innovative technology called **TCD** (Transdermal Cosmetic Delivery) is applied so that its effective ingredients get active by skin temperature.
- Other calming ingredients quickly heal the damaged skin and improve the skin's self moisturizing ability.

Step 5. PEPTIDE GEL MASK

Function

- Step 1. SNOW O₂
- Step 2. SNOW BOOSTER
- Step 3. EZ CO₂ MASK
- Step 4. POWER SOLUTION
- Step 5. PEPTIDE GEL MASK**
- Step 6. SOOTHING REPAIR POSTCREAM
- Step 7. Home Care



It prevents a control from outside to evaporate by laminate processing and maximizes Transdermal Delivery. Also, it gives close adhesive feeling.

Step 5. PEPTIDE GEL MASK

Soluble Hydro-gel System

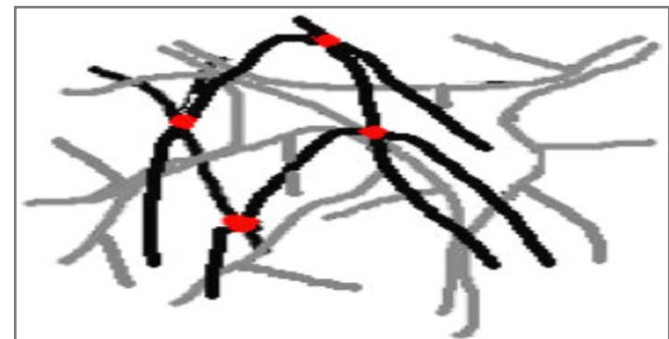
Body heat will add to the flux of the hydro-gel, transforming it to a liquid. Hydro-gel is formed by two gel type Polymers.

Figure (A) shows the physical bonds of branched polymers and electrical bonds of electrolyte gel polymers that exist in a gel state.

Figure (B) shows only the electrical bonds that exist in a fluid state, as the physical bonds break-up with heat



(A) Gel state of the polymers



(B) Fluid state of the polymers

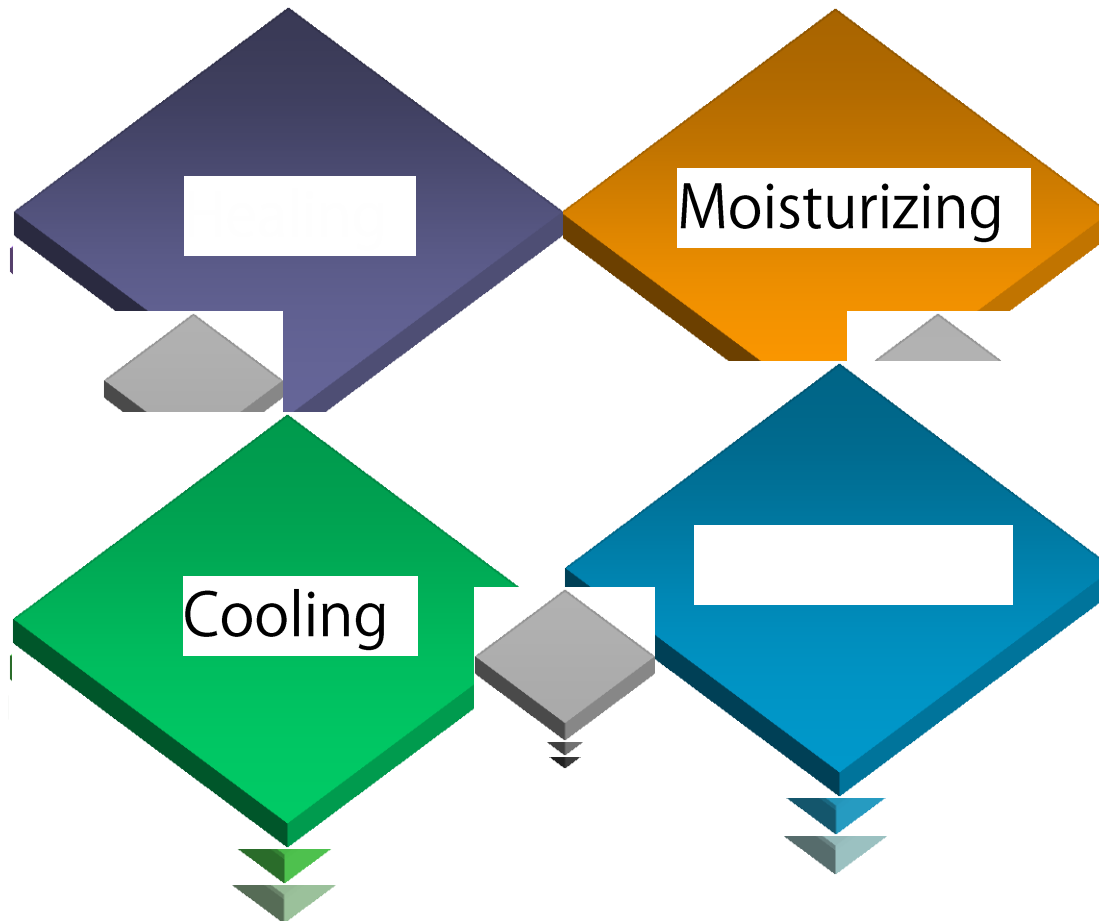
Hydrogel polymers measured at various temperatures

- Step 1.
SNOW O₂
- Step 2.
SNOW BOOSTER
- Step 3.
EZ CO₂ MASK
- Step 4.
POWER SOLUTION
- Step 5.
PEPTIDE GEL MASK**
- Step 6.
SOOTHING REPAIR
POSTCREAM
- Step 7.
Home Care

Step 5. PEPTIDE GEL MASK

Effects

- Step 1.
SNOW O₂
- Step 2.
SNOW BOOSTER
- Step 3.
EZ CO₂ MASK
- Step 4.
POWER SOLUTION
- Step 5.
PEPTIDE GEL MASK**
- Step 6.
SOOTHING REPAIR
POSTCREAM
- Step 7.
Home Care



Step 5. PEPTIDE GEL MASK

■ Application

Step 1.
SNOW O₂

Step 2.
SNOW BOOSTER

Step 3.
EZ CO₂ MASK

Step 4.
POWER SOLUTION

Step 5.
PEPTIDE GEL MASK

Step 6.
SOOTHING REPAIR
POSTCREAM

Step 7.
Home Care

- Microneedling
- Laser / IPL / RF
- Peeling / Medical Care
- Home care