
EXECUTIVE SUMMARY

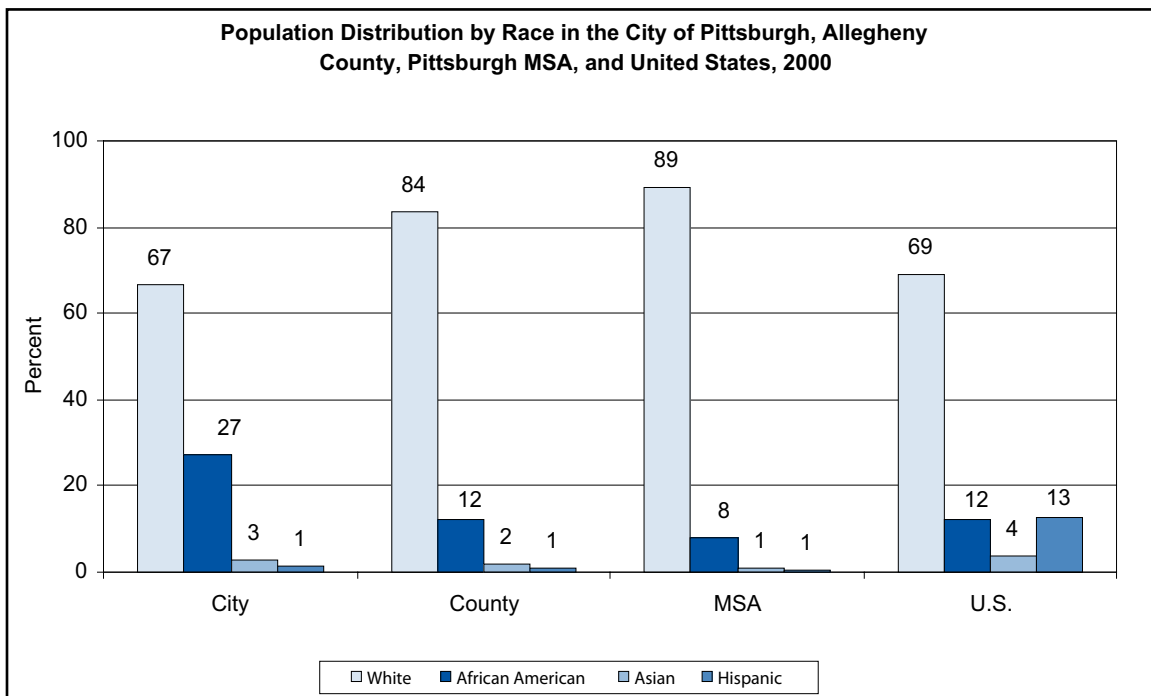
Pittsburgh's Racial Demographics: Differences and Disparities provides indicators of quality of life by race and ethnicity in the Pittsburgh region. Data are provided for four groups (Whites, African Americans, Asians, and Hispanics) and for four geographic areas (city of Pittsburgh, Allegheny County, Pittsburgh Metropolitan Statistical Area, and the U.S.).

The most recent data available for the Pittsburgh area and the nation were used in this report. In some instances, however, only data from the 2000 census were available to make comparisons. It is also the case that data were not available on all of our topic areas in the same years. It is our hope to update this report every three years, particularly if the American Community Survey (which is designed to replace the decennial census) produces regular, reliable data by race for cities, counties, and regions.

The findings, by section of the report, are:

Families, Youth, and Elderly

- The population of the Pittsburgh region is far less diverse than that of the nation primarily because the region has small Asian and Hispanic populations.
- In the last 20 years the major change in racial and ethnic distribution of the nation's population has been the large increase in the Hispanic share. No major changes occurred in the Pittsburgh area.



Source: Appendix 2.1

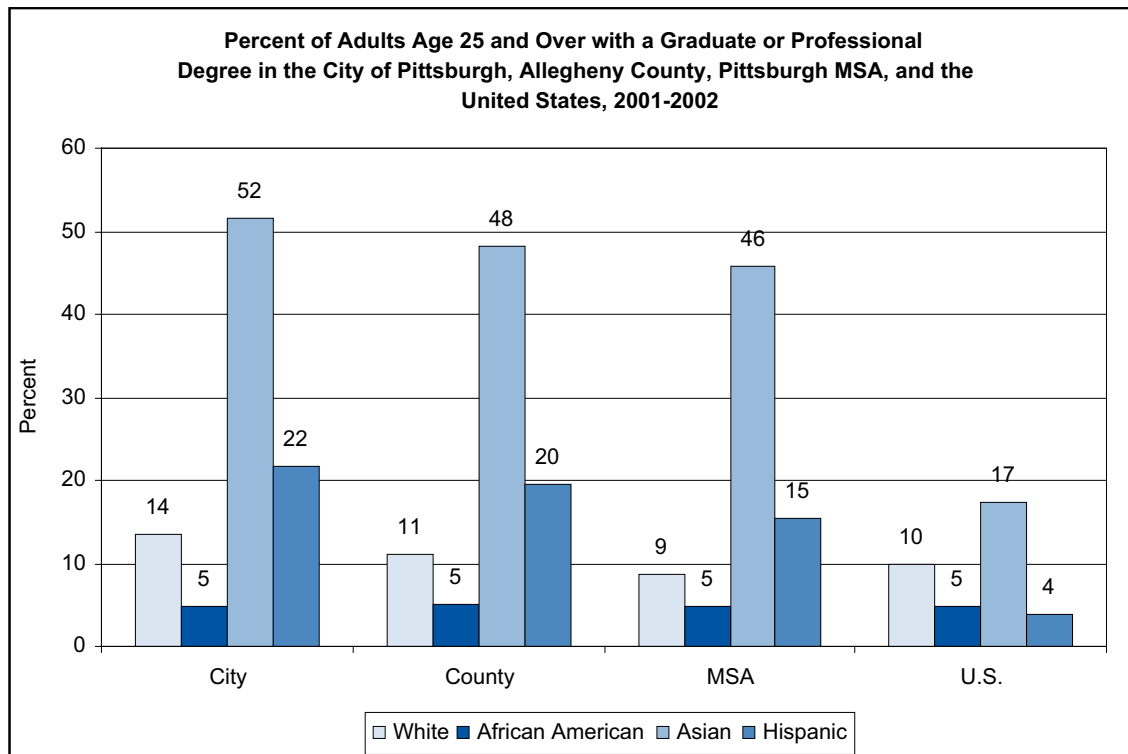
- Whites and African Americans in the Pittsburgh region and in the nation live largely in racially segregated communities. This has serious implications for African American communities,

which are often disadvantaged in many quality of life aspects including job and transportation access, schools, and public safety.

- The percentages of elderly Whites, African Americans, and Hispanics are higher in the region than in the nation.
- In the city, county, and region, less than a third of African American children are being raised in families with both of their parents, compared to more than half of Hispanic children, two-thirds of White children, and more than four out of five Asian children. Further, the percentage of African American two-parent families among African American families with children is much lower in the Pittsburgh area than in the nation.
- About one-quarter of African American women age 15 and over in the Pittsburgh area are married compared to 40-50% of the Whites, half of the Hispanics, and two-thirds of Asian women.
- Multiracial children make up 2-3.5 percent of children in the Pittsburgh area and 4% of the child population in the nation.

Education

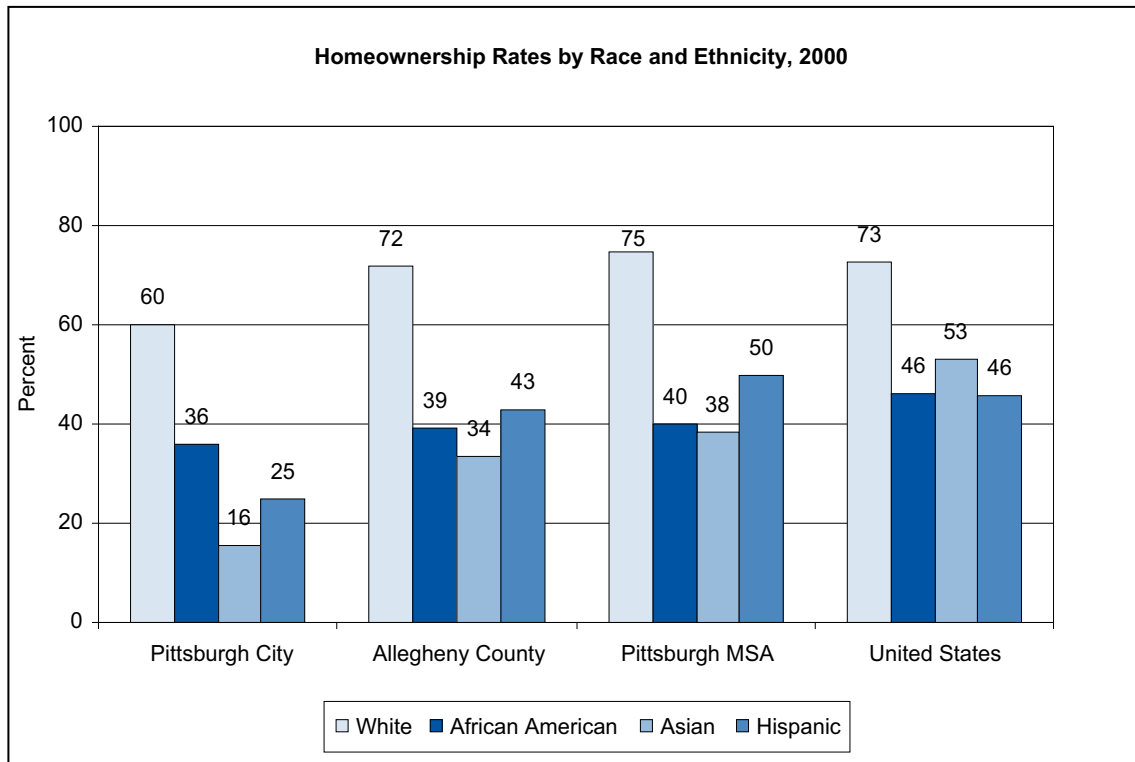
- The majority of students enrolled in public schools in the city of Pittsburgh are African American, whereas the majority of students in Allegheny County, the Pittsburgh MSA, and the U.S. are White.
- Higher percentages of White than African American students achieved proficiency in reading and math in 5th, 8th, and 11th grades in the Pittsburgh School District.
- Higher percentages of Whites and Asians than African Americans and Hispanics achieved proficiency in reading and math in the nation.
- The number of African American girls graduating from high school in Pittsburgh Public Schools increased substantially in the last two years.
- In Allegheny County and the nation White women receive a much larger share of bachelor degrees conferred than White men, and African American women receive a much larger share of bachelor degrees conferred than African American men.
- Much higher percentages of African Americans and Hispanics than Whites and Asians have less than a high school degree in the Pittsburgh area and the nation.
- Much higher percentages of Asians and Hispanics than Whites and African Americans have graduate or professional degrees in the Pittsburgh area.
- Much higher percentages of Asians in the Pittsburgh area than in the nation have graduate or professional degrees, and much higher percentages of Hispanics in the Pittsburgh area than in the nation have graduate or professional degrees.



Source: Appendix 3.6

Economic Disparities

- Whites and Hispanics in the Pittsburgh MSA have higher homeownership rates than Whites and Hispanics, respectively, in the nation while African Americans and Asians in the region have lower rates than in the nation.
- Male and female unemployment rates for Whites, African Americans, and Asians are higher in the Pittsburgh MSA than in the nation. Hispanic male unemployment rates are the same in the region as in the nation while Hispanic female unemployment rates are lower in the region than in the nation.
- Asian and Hispanic workers are employed at much higher rates in the Pittsburgh area than in the nation in management and professional occupations.
- African American workers are employed at much lower rates than the other racial/ethnic groups in management and professional occupations in the Pittsburgh area.
- The median income of White households in the city of Pittsburgh exceeds that of African Americans, Asians, and Hispanics by more than \$10,000.



Source: Appendix 4.1

- Asians have the highest median household income in the county, Pittsburgh MSA, and U.S.
- Median household income for Hispanics is slightly higher in the Pittsburgh MSA than in the nation while it is 16% lower in the region than in the nation for Whites, 32% lower for African Americans, and 13% lower for Asians.
- Aggregate income in the Pittsburgh MSA is about \$46 billion for Whites, \$2.5 billion for African Americans, \$670 million for Asians, and \$290 million for Hispanics.
- African American poverty rates are four times White poverty rates in Allegheny County, three times White rates in the Pittsburgh MSA and the nation, and 2.5 times White rates in the city of Pittsburgh.
- African Americans use public transportation to go to work in the Pittsburgh area and the nation at higher rates than the other racial/ethnic groups, although all of the groups use public transportation to go to work in the Pittsburgh area at higher rates than in the nation.
- 89% of Whites and 61% of African Americans in the Pittsburgh MSA own a motor vehicle compared to 93% of Whites and 76% of African Americans in the nation.

Intergroup Relations

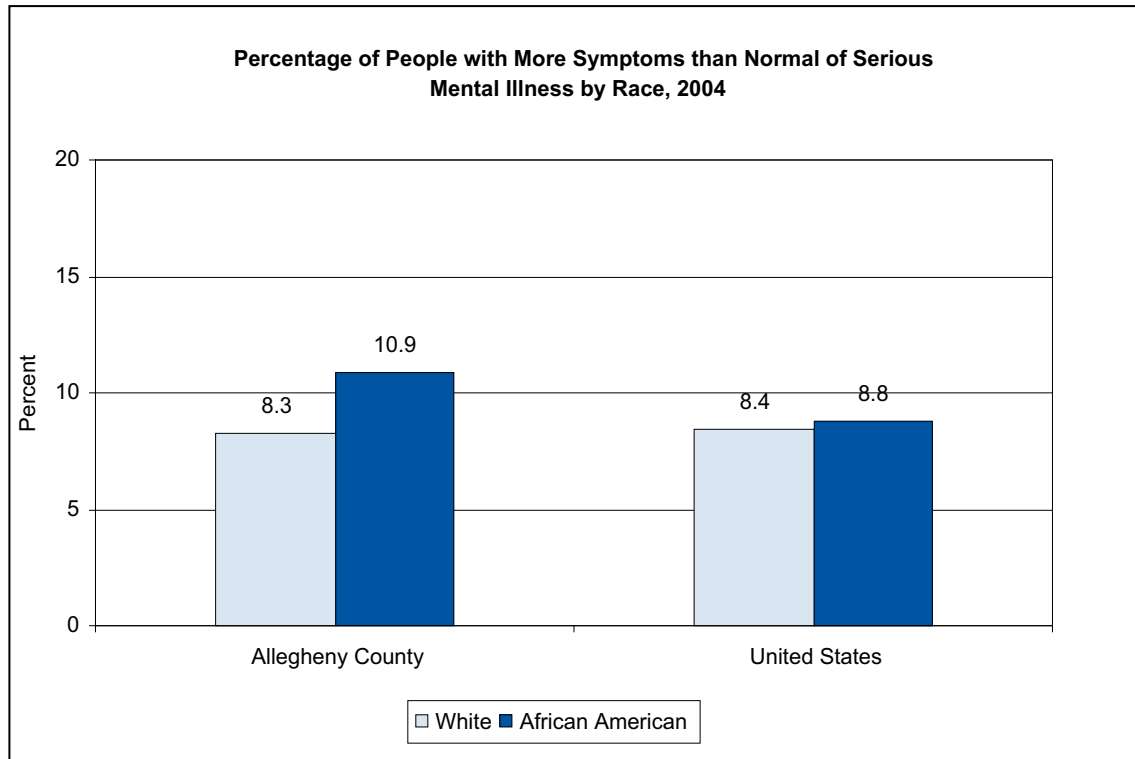
- African Americans are highly segregated from Whites in the city of Pittsburgh and the Pittsburgh MSA while Asians and Hispanics are only moderately segregated from Whites.
- Small proportions of Allegheny County residents (6% of African Americans and 4% of Whites) see race relations as a serious problem in their neighborhood. About half of the county's African American residents and one-fifth of its White residents believe that race relations is a severe problem in the region and nation.
- African Americans much more than Whites in the county feel that African Americans are treated less fairly at work, on public transportation, by police, and in stores/malls, restaurants, bars, and theaters.
- About half of the county's African American population report being victims of unfair treatment or discrimination in a store within the last six months, one-third report being victims of unfair treatment or discrimination by the police and in a restaurant, bar, or theater, one-fifth report being victims at work, and 6% report being victims on public transportation.
- 85% of Whites but only 46% of African Americans in the county believe that citizens of all races in their communities are being treated in a fair and equitable manner by police.
- One in three African Americans (32%) in the county believes that he or she has been treated unfairly for reasons other than race.
- African Americans in the county are 3.5 times more likely than Whites (49% vs. 14%) to know someone who was treated unfairly or discriminated against in the last six months because he or she is African American.
- African Americans in the county are more likely than White residents (42% vs. 30%) to know someone who was discriminated against for reasons other than race.

Mental Health

- The African American rate of serious mental illness in Allegheny County is substantially higher than the White rate in the county and the national African American rate.
- African American men in Allegheny County have a higher rate of serious mental illness than African American women and White men and women.
- Whites in Allegheny County with household incomes of \$25,000 or less a year have a higher rate of serious mental illness than Whites with incomes of more than \$25,000. African Americans in the county with incomes of \$25,000 or less per year have a higher rate of serious mental illness than Whites at the same income level.

Executive Summary

- African Americans in Allegheny County with a high school diploma or less and those with some college have higher serious mental illness rates than Whites with the same education.
- About equal numbers of White and African American city of Pittsburgh residents are mental health and drug abuse clients of the Allegheny County Department of Human Services each year. White clients greatly outnumber African American clients in Allegheny County.



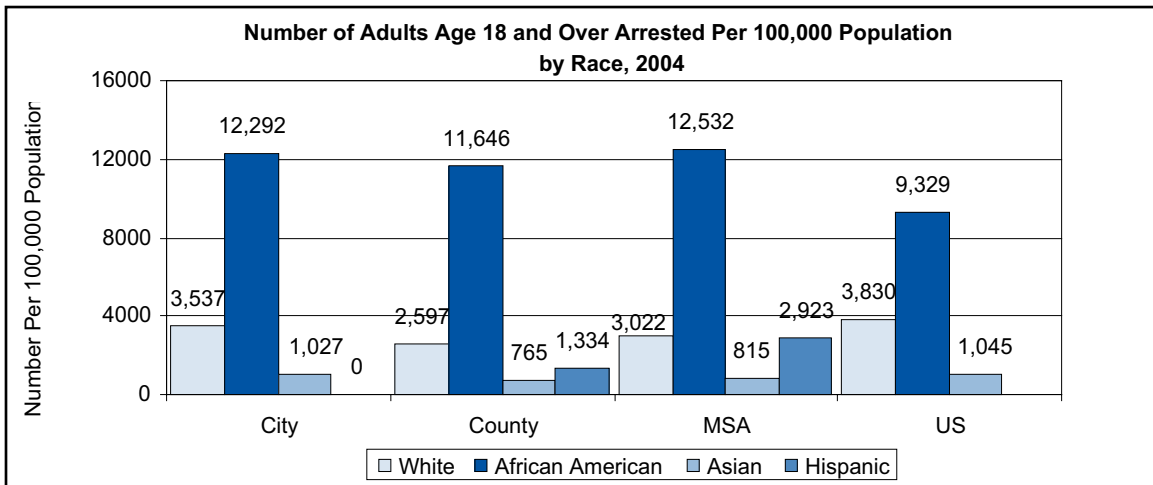
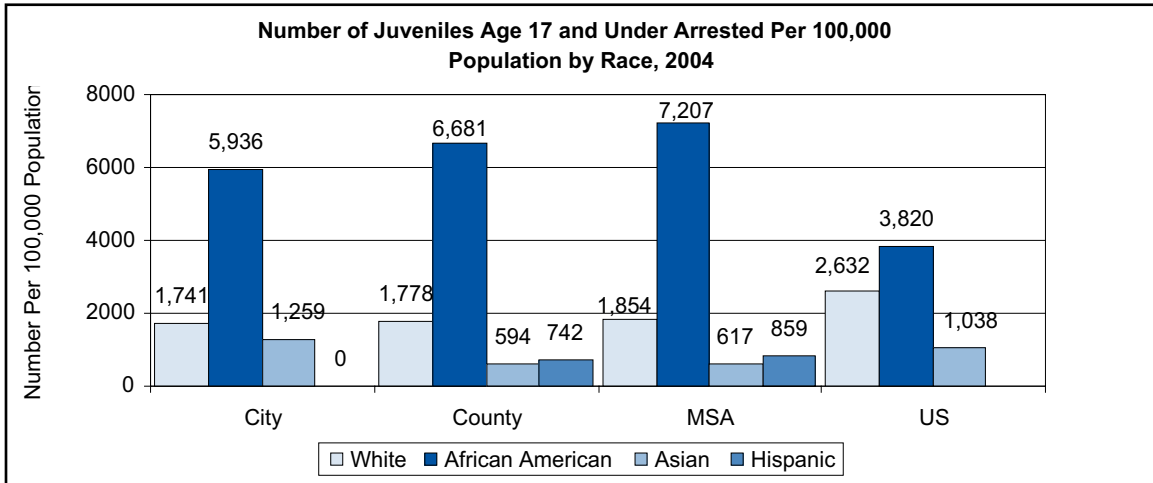
Source: Appendix 6.1 and Ravi Sharma (Graduate School of Public Health, University of Pittsburgh) and Joan Epstein, Peggy Barker, Michael Vorburger, and Christine Murtha. 2002. Serious Mental Illness and Its Co-Occurrence with Substance Use Disorders. Substance Abuse and Mental Health Services Administration.

Criminal Justice

- The majority of juveniles and adults arrested in the city of Pittsburgh are African American while the majority of juveniles and adults arrested in Allegheny County, the Pittsburgh MSA, and the nation are White.
- African American arrest rates for juveniles and adults are 2-4 times White rates in the Pittsburgh area.

Executive Summary

- The majority of juveniles arrested for violent crimes in the Pittsburgh area are African American and the majority of adults arrested for violent crime in the city and county are African American. The majority of juveniles arrested for violent crime in the nation and the majority of adults arrested for violent crime in the Pittsburgh MSA and the nation are White.
- African American arrest rates for violent crime among juveniles and adults in the Pittsburgh area are 7-20 times White rates while African American rates are three times White rates in the nation.
- All seven of the juveniles arrested for murder and non-negligent manslaughter in the Pittsburgh area in 2004 were African Americans from the city of Pittsburgh.
- The majority of African American adult murder and non-negligent manslaughter arrests in the region are in the city of Pittsburgh while the majority of White adult murder and non-negligent arrests in the region are outside Allegheny County.
- The majority of juveniles arrested for property crime in the city of Pittsburgh and Allegheny County and the majority of adults arrested for property crime in the city are African American. The majority of juveniles arrested for property crime in the Pittsburgh MSA and nation and the majority of adults arrested for property crime in the county, Pittsburgh MSA, and the nation are White.
- African American arrest rates among juveniles and adults for property crime are 3-4.5 times White arrest rates in the Pittsburgh area and 1.5-3 times White arrest rates in the nation.
- African American arrest rates for drug abuse among juveniles and among adults are higher than arrest rates for Whites, Asians, and Hispanics in the Pittsburgh area.
- In the Pittsburgh area in 2004, six African American juveniles were murdered in the city of Pittsburgh, three were murdered in Allegheny County but outside the city, and three White juveniles were murdered in the region but outside of Allegheny County.
- Among adult murder victims in the Pittsburgh MSA in 2004, 60 were African American, 31 were White, and one was Hispanic.



Notes: White and African American data may include Hispanics. U.S. data are from 2002. U.S. data are not available for Hispanics.

Source: Appendix 7.1-7.8