



## 160 / 288-port DVI Matrix Switch

- CATx or Fiber interface
- Extend KVM stations / CPUs up to 450' over CATx cable, 33,000' over fiber
- Supports resolutions up to 1920 x 1200 @ 60Hz
- Up to 288 I/O ports
- Instant video switching
- Options: USB 2.0, Analog or Digital audio, Serial, and redundant power

## Features and Benefits

- Extend your KVM stations and computers:
  - Up to 33,000 feet (10Km) using single-mode fiber cable
  - Up to 1,300 feet (400m) using multi-mode fiber cable
  - Up to 450 feet (140m) using CATx cable
- Supports resolutions up to 1920 x 1200 @ 60Hz and all DVI Single-Link resolutions including High-Definition 1080p
- Intuitive OSD for easy use and configuration at each user station
- Signal input to the Orion x160 / x288 can be via CATx or Fiber cable; Signal output from the Orion x160 / x288 can be via CATx or Fiber cable. You can mix or match cable types depending on the transmitter and receiver extender configuration.
- Each port on the Orion x160 / x288 will automatically be configured as an input or output depending on the type of extender that is connected. If a transmitter is connected, the port becomes an input. If a receiver is connected, the port becomes an output.
- Scalable chassis allows you to add additional I/O cards as your system grows. (additional cards in increments of 8 ports)
- Switch video sources of the same resolution instantly with no delay or display blanking
- Available options:
  - DVI or VGA input
  - Transparent USB 2.0
  - Serial
  - Analog or Digital audio
  - Redundant PSU
- Rack mountable (19" / 9U)

## The Orion™ x160 / x288 Advantage . . .

The Orion x160 / x288 offers new and unique features that make it one of the most versatile and powerful products available.

Video sources running at the same resolution can be switched instantly with no delay or blanking which makes it ideal for command centers, broadcast applications, financial institutions, and many others.

The Orion x160 / x288 is available with 8 – 288 I/O ports. The uniqueness of these ports is that they can be either an input port or an output port. These I/O ports automatically configure to an input or an output port depending on whether a Transmitter or Receiver unit is connected to it. This feature allows you to set-up the Orion x160 / x288 to match your system. If you have 10 users and 100 computers, it can be set-up for 100 inputs and 10 outputs. Any system configuration where the inputs plus the outputs equals 160 (or 288 depending on model) or less can be accommodated.

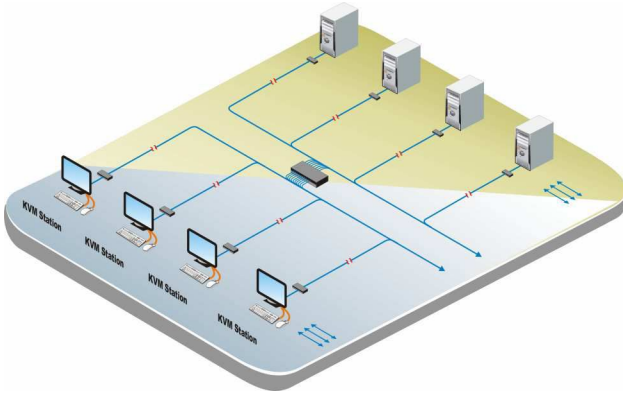
Most systems are configured for either Catx connectors or fiber and both the inputs and outputs must match. The Orion x160 / x288 allows you to mix or match cable types. If you have a computer system 5 miles away, it can be connected to the Orion x160 / x288 via Single-mode fiber cable. The user station might be 20 feet away and this can be connected using industry standard CATx cable, greatly reducing the installation cost.

Transmitters and receivers consist of a main card and one of seven optional cards.



← Optional card  
← Main Card

## Typical Application



Access your computers over CATx or Fiber cable

**Overview** The Orion x160 / x288 system consists of the main unit, a transmitter unit for each connected computer and a receiver unit for each connected KVM workstation. The transmitter and receiver units are available in several models. These models are selected to match the computer and KVM workstations configuration.

The transmitter and receiver units are connected to the Orion x160 / x288 using CATx cable, single-mode fiber cable, or multi-mode fiber cable.

If a computer has a dual-head video card, the dual video transmitter and receiver would be used. USB 2.0 transparent, analog or digital audio and serial configurations can also be added. The Orion x160 / x288 provides a truly flexible and scalable addition to your system.

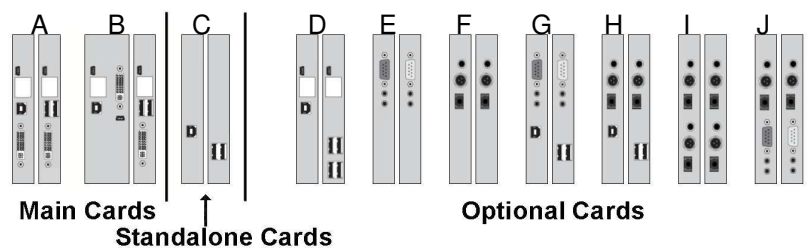
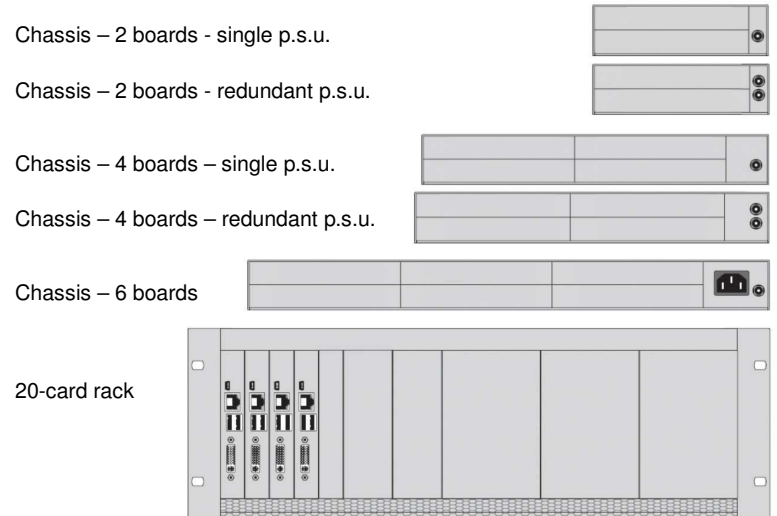
**Installation** The Orion x160 / x288 can easily be installed to streamline and simplify your system requirements. There is no need to configure the I/O ports because the unit automatically determines if the port is an input or an output. When a transmitter or receiver is connected to the unit it will automatically acquire the transmitter or receiver ID, save the configuration information and automatically allocate the required ports. You can mix or match transmitters or receivers connections to the Orion x160 / x288 using CATx or fiber cable.

**Options** – DVI-I input  
 USB 2.0 transparent  
 Serial  
 Analog Audio  
 Digital Audio

## Specifications

W-17.3" / 440mm D-10.5" / 270mm H-15.5" / 395mm  
 Resolution – 1920 x 1200 @ 60hz  
 Distance – CATx – 450' (140m)  
 Multi-mode fiber (62.5μ) – 650' (200m)  
 Multi-mode fiber (50μ) – 1,300' (400m)  
 Multi-mode fiber (50μ OM3) – 3,300' (1Km)  
 Single-mode fiber (9μ) – 33,000' ( 10Km)  
 Interface – Input CATx or Fiber cable  
 Output CATx or Fiber cable  
 Connectors – RJ45 or LC Fiber  
 Control – On-screen display (at each KVM station)  
 (Web, FTP, Telnet, SMTP, Serial, IR)  
 Ports – 8 to 288 (Expandable in 8-port cards)  
 Power – 90-240 VAC internal (Optional redundant PSU)

### Available transmitters and receivers



- |                                |                                          |
|--------------------------------|------------------------------------------|
| A- DVI-D, USB-HID              | F- Digital audio (unidi)                 |
| B- DVI-I , USB-HID             | G- Analog audio (bidi) + RS232 + USB-HID |
| C- USB Transparent             | H- Digital audio (unidi) + USB-HID       |
| D- USB-HID                     | I- Digital audio (bidi)                  |
| E- Analog audio (bidi) + RS232 | J- Digital audio + analog audio + RS232  |

Cards insert into the chassis or rack. Optional cards must be combined with a main card. Cable connectors can be for CAT5, single-mode fiber or multi-mode fiber

Riferimenti Commerciali: +39 328 1768522 / +39 331 9510110  
 Email: info@rose-electronics.it / Web: www.rose-electronics.it

