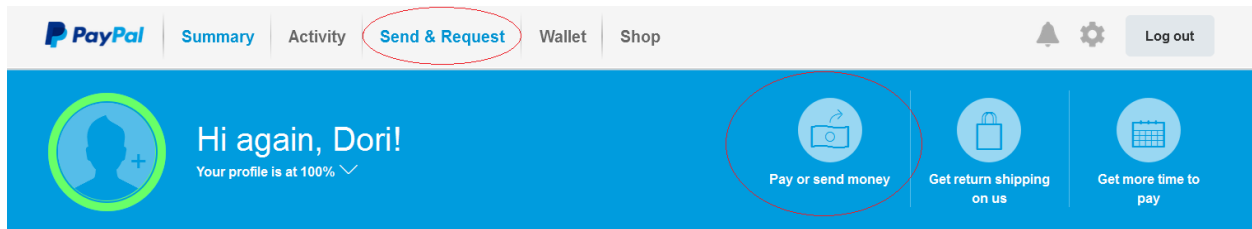


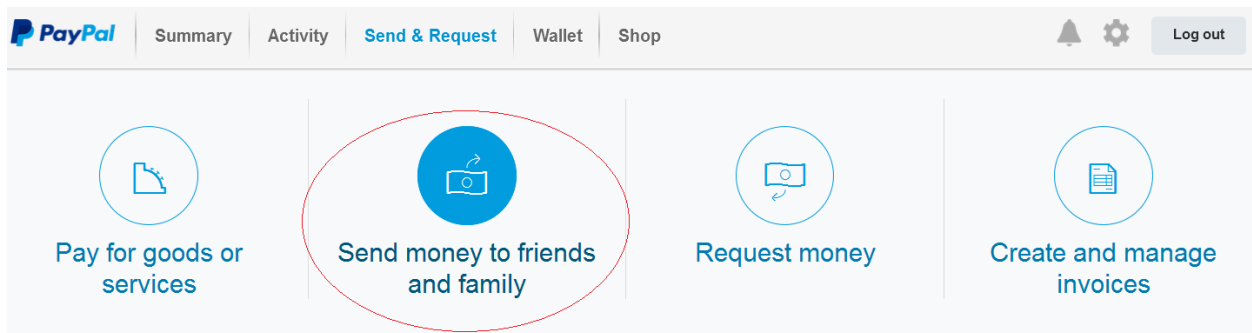
Quick Guide: Donating money with Paypal

1. Log in to your account and choose the Send Money option

There are two places where you can click to “Send Money” – circled in red below – **Send & Request** or **Pay or send money**.



From that area, click the **Send money to friends and family** option



2. Send to office@c3ak.com

Be sure to enter: office@c3ak.com in the email entry box. If you have entered this email address before, paypal should auto-fill or pop up a drop down for you with the address. Then click Next.

PayPal | Summary | Activity | **Send & Request** | Wallet | Shop

Send money to friends and family

You can send to almost anyone, even if they don't have a PayPal account.

office@c3ak.com **Next**

office@c3ak.com

Click in the amount field to type a value (or touch and enter on a mobile device) and click Continue

PayPal | Summary | Activity | **Send & Request** | Wallet | Shop

YOU'RE SENDING OFFICE@C3AK.COM

\$50.00
USD

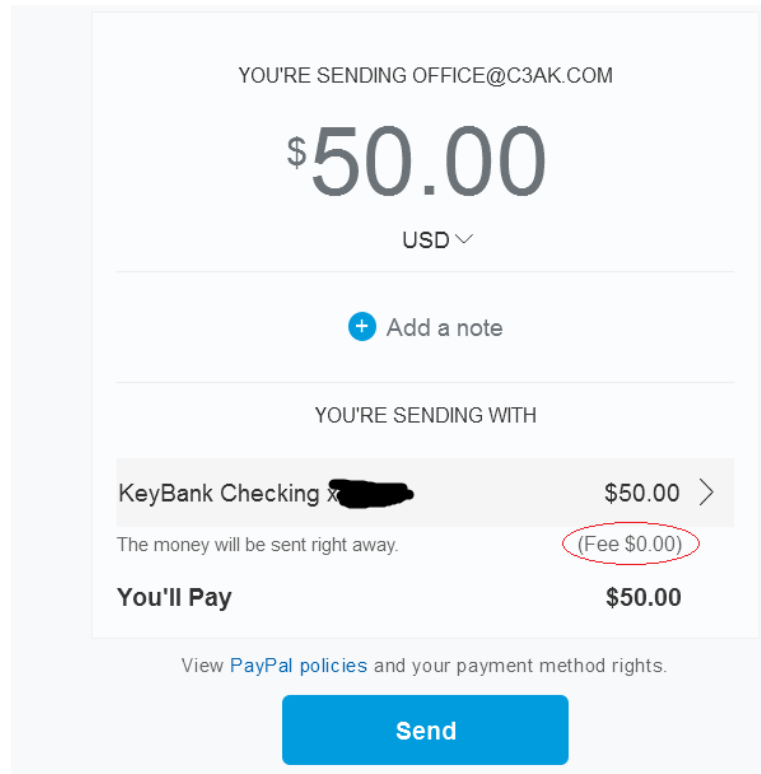
+ Add a note

[View PayPal policies and your payment method rights.](#)

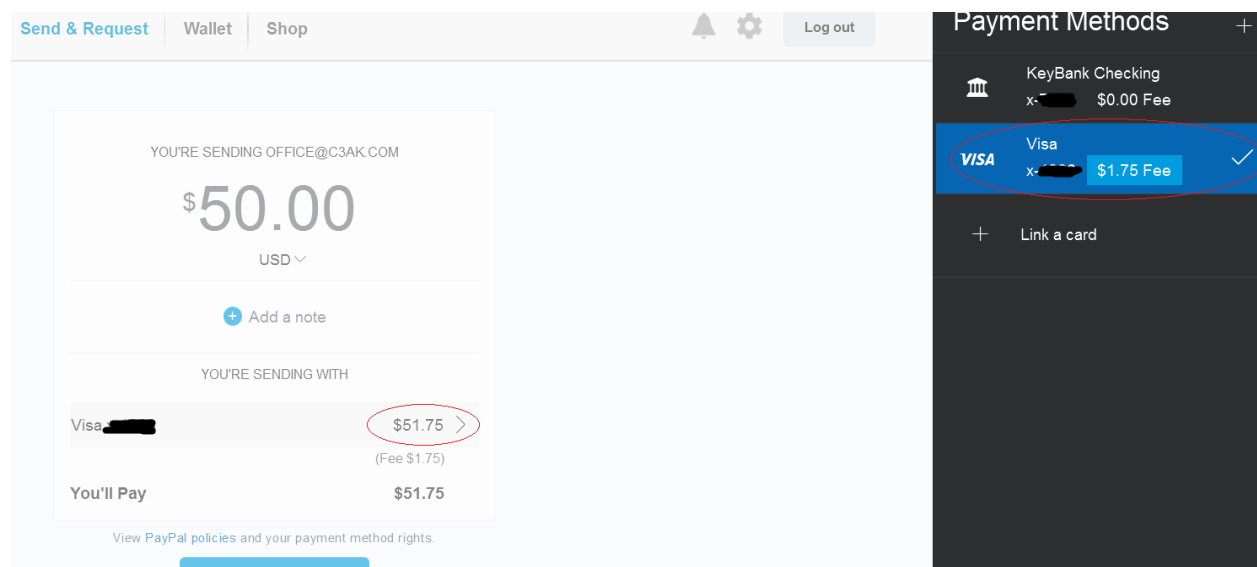
Continue

3. Choose your payment method

Depending on how your paypal is setup – you can send money through a linked bank account, or a linked credit. The first option shows, that with a bank account there are no fees associated with the transaction



You can change your payment method by clicking the arrow (circled in red below) and paypal will pull up a list of options based on your account.



Note that when you select a credit, a processing fee will be attached. In the past, the fees were deducted from the donation – but it appears that now paypal is assessing these fees to you on the front end. This should mean that C3 receives the amount you designate – rather than that amount minus the **3.5% fee**

YOU'RE SENDING OFFICE@C3AK.COM

\$50.00

USD ▾

+ Add a note

YOU'RE SENDING WITH

Visa x- [REDACTED]	\$51.75 >
	(Fee \$1.75)

You'll Pay **\$51.75**

[View PayPal policies](#) and your payment method rights.

Send

Regardless of the method of payment, when you are ready – click the Send button and you're done!

4. Pat yourself on the back for successfully using technology to make your life easier!