
























II Workshop s-BRAXIN

New technologies in X-Ray Imaging

Schedule			
Day	Time	Description	Responsible/Presenter
7	9:00	Presentation CCT - Visit to CCT-UDESC facilities	Prof. Dr. Sergio Pezzin 
	12:30	Lunch	All KIT-UDESC-UNIFEBE members
	14:00	Preliminary discussions and update of s-BRAXIN activities (KIT –UDESC – UNIFEBE)	All KIT-UDESC-UNIFEBE members
	19:00	Opening ceremony (presence of UDESC and UNIFEBE presidents, authorities,)	Prof. Dr. Sergio Pezzin  Dr. Jürgen Mohr  Prof. Denis Boing 
		Cocktail	All participants
	08:30	Welcome address plus infos why we are at the UDESC / Santa Catarina (→ s-BRAXIN)	Prof. Dr. Sergio Pezzin
8	08:45	The Imaging Laboratory in Brazil	Dr. Jürgen Mohr
	09:10	Fundamentals of X-Ray Imaging	Dr. Jürgen Mohr
	09:50	Polymer composites research at CCT – UDESC	Prof. Dr. Sergio Pezzin 
	10:30	Coffee break	All members
	10:50	Development of titanium implants at UNIFEBE - questions about surface topography	Prof. Denis Boing 
	11:30	Grating-based X-ray Talbot interferometry for non-destructive investigations	Dra. Danays Kunka
	12:10	Lunch	All members
	13:30	High aspect ratio grating patterning by deep X-ray lithography	Vitor Vlnieska  
	14:10	Particle size sensitive single-shot imaging for investigation of structures at sub-μ scale	Margarita Zakharova  
	14:50	Industrial applications I – Tigre Tubos e Conexões	Jean Ricardo Labes 
	15:30	Coffee break	
	15:50	Industrial applications II – Embraco/ Whirlpool	Antonio Tadeu Cristofolini 
	16:30	Round table	Prof. Dr. Sergio Pezzin  Prof. Denis Boing  Dr. Jürgen Mohr 
			Prof. Dr. Sergio Pezzin  Prof. Denis Boing  Dr. Jürgen Mohr  To be defined
9	09:00	[individual meetings] – applications	Prof. Dr. Sergio Pezzin  Prof. Denis Boing  Dr. Jürgen Mohr  To be defined
	12:30	Lunch	All members
	14:00	Evaluation of s-BRAXIN activities and proposals – Define the future of the X-ray Imaging Laboratory and bilateral cooperations	All KIT-UDESC-UNIFEBE members
	17:00	Presentation of the current status of the project to UDESC – UNIFEBE representatives	All KIT-UDESC-UNIFEBE members
		Wrap-up and following joint research activities	
	18:30	Final remarks and Farewell	All members

teaching & Training



Spread out to
industry