

4-H Horse Show Test for Junior Division

Show Name:
Show Date:
45 Questions

Name: _____ County: _____

Number: _____ Score: _____

NOTE: Circle the correct answer for True/False and Multiple Choice questions. Fill in the blanks otherwise...

1. True / False - Smokey implies darker patches, dull finish, or dark overcast. - HH 6
2. True / False - The horse's bottom-line is much longer than the top-line. - HH 9
3. True / False - In hunt seat equitation, the bight of the reins may fall on either side; however, all reins should be picked up at the same time. - HH 25
4. True / False - It is better to scratch an entry than to enter a lame, injured, or sour horse. - HH 41
5. True / False - Showing begins at entry and ends after exit. - HH 43
6. True / False - Classes which place emphasis upon the horses' conformation are not included in 4-H Horsemanship Contests. - RB 2
7. True / False - Mules are not allowed to be shown in 4-H. - RB 2
8. True / False - After arrival at the show grounds the 4-H member will be the only individual that rides the horse until all events are complete. - RB 3
9. True / False - Riding double is considered unsafe behavior and may cause disqualification of the 4-H member from the show. - RB 4
10. True / False - Use of roping reins, other than in timed events, will be penalized on placing. - RB 8
11. True / False - In judged events, any nose band, regardless of being attached to a tie down or not, is unacceptable. - RB 8
12. True / False - Do not change hands on the lead shank when moving from one side to the other in showmanship. - RB 11

13. True / False - Jump mounts are not acceptable in 4-H. - RB 14
14. True / False - A well trained reining horse performs only on memorization of the pattern. - RB 16
15. True / False - On the Western Equitation score card, "SEAT" is worth more points than any other category. - RB 15
16. True / False - You only need one stop watch when timing an event. - RB 39
17. True / False - It is not considered a broken pattern if you run the wrong pattern, but fix your error before crossing the finish line. - RB 39
18. True / False - You can do a running start in both the Figure Eight Stake Race and the Quadrangle event. - RB 42
19. True / False - In the Stake Race, it is okay to touch the stake (pole) to keep it from falling over. - RB 42
20. Heavy contact with the ground is: - HH 13
- a. Dwelling
 - b. Paddling
 - c. Pounding
 - d. Trappy
21. The rein placed against the neck for direction of turn is: - HH 20
- a. Bearing rein
 - b. Bight of the reins
 - c. Pull leather
 - d. Romel
22. Which piece of equipment is prohibited? - HH 24
- a. Romel reins
 - b. Running martingales
 - c. Rear cinches
 - d. Curb chains
23. A wide cord girth used on western saddles: - HH 27
- a. Center fire
 - b. Cincha
 - c. Fenders
 - d. Tree

24. What is used to stabilize and prevent a saddle from slipping backward? - HH 34

- a. Crupper
- b. Martingale
- c. Safety stirrup
- d. Breastplate

25. A group of horses having common origin and possessing certain distinguishable characteristics that are transmittable to their offspring: - HH 56

- a. Breed
- b. Family
- c. Pedigree
- d. Registry


26. What two events are required to be eligible to compete in the other events of the show? - RB 4

- a. Test and Showmanship
- b. Horsemanship and Test
- c. Showmanship and Horsemanship
- d. Test and Equitation

27. Scurry jumps are set _____ inches high. - RB 39

- a. 16
- b. 17
- c. 18
- d. 19


28. What is this part of the Pelham Bridle? - HH 28



- a. Crown Piece
- b. Browband
- c. Cheek Piece
- d. Throat Latch


29. Pure indicates uniformity, clarity and depth of _____ . - HH 6

30. Both the _____ and the _____ of muscle are important. - HH 9
31. From a distance on a rear view, look for length and width of inside and outside _____ muscle. - HH 14
32. In showmanship, lead from the _____ side of your horse. - HH 45
33. _____ scores will break all ties in Western 4-H horse shows. - RB 7
34. Western equitation will include no more than _____ separate maneuvers. - RB 15
35. To be in the two handed training classes, the horse must never have been shown in a _____ bit. - RB 19
36. A horse can show in the two-handed classes for no more than _____ year(s). - RB 19
37. In the Trail class, only _____ trials per obstacle are permitted. - RB 24
38. In the Flag Race, a _____ second penalty is given if the flag is touching the side of the bucket. - RB 42
39. Identify this leg marking: _____ - HH 6




40. Identify this part of the horse: _____ - HH 8






41. Identify this part of the horse: _____ - HH 8



42. Identify this piece of grooming equipment: _____ - HH 36





43. The pole bending pattern contains _____ poles that are set _____ feet from the starting line. - RB 40
44. You must run your Scurry pattern using an _____ Saddle. - RB 41
45. The start and finish line to the Figure Eight Stake Race is at the _____ of the pattern. - RB 42