



Senator Malcolm Roberts
One Nation Senator for Queensland

ON CLIMATE, CSIRO LACKS EMPIRICAL PROOF

**We have a choice:
the tyranny of controlling opinions
versus the freedom of objective scientific evidence**

As a servant to the people of Queensland and Australia, I see peoples' needs include, collectively: safety and security of self, family and society; care of self and for others; contribution to protecting our planet.

And, individually: truth and accuracy; reassurance on climate; validation and belonging. Sound policy meets these needs and is based on solid cost-benefit analysis. This is my responsibility to my constituents.

Senator Malcolm Roberts
7 November 2016

TABLE OF CONTENTS

INTRODUCTORY COMMENTS

Our Key Findings	7
Our Scientific Team	8

EXECUTIVE SUMMARY	9
--------------------------	---

HOW AUSTRALIANS ARE AFFECTED BY COSTLY POLICY FAILURES

1. Desalination Plants – Rushed and Mothballed	10
2. Costly Brisbane Flooding due to Political Climate Panic	10
3. The Political Push for Renewable Energy that Increases Global Pollution	11
4. The Effects on Australia’s Fishing Industry	12
5. Queensland’s Great Barrier Reef?	12
6. Queensland Industry and Jobs Threatened by Foreign Activists	12
7. Global Claims	12

ADDITIONAL COSTS

1. The Real Victims of Climate Claims	13
2. Some People Benefit from Climate Alarm	13
3. Gillard’s Carbon Tax Lie Replaced by ...Hunt’s Carbon Tax by Stealth	13
4. More Costs for Taxpayers Based on Climate Claims	13
5. CSIRO Started Pushing Climate in the 1980s with the UN’s climate body	14

SUMMARY OF SENATOR MALCOLM ROBERTS’ RESEARCH ON CLIMATE CHANGE	15
---	----

CONTEXT – PROCESS CHANGE VERSUS NATURAL VARIATION	16
--	----

RESPONSE TO CSIRO’S CLAIMS

1. Is the Earth Really Warming Unusually?	17
2. CSIRO’s Claims about Carbon Dioxide	23
3. Claimed Greenhouse Effect	24
4. Questionable Computerised Numerical Models	25
5. Summary of Temperature and Carbon Dioxide Claims	27

FACTUAL DRIVERS OF TEMPERATURE VARIABILITY AND CLIMATE VARIABILITY	29
---	----

PROBLEMS WITH CSIRO’S METHODOLOGY	30
--	----

WHY AND WHO?

You May Ask: Why Haven’t People Seen This Before?	32
You May Ask: Why Are They Doing This?	33
You May Ask: Who Benefits from Climate Alarm?	33
You May Ask: Who Pays?	34

CONCLUSIONS AND CALL TO ACTION	36
---------------------------------------	----

APPENDIX 1	39
-------------------	----

Letter to Dr Larry Marshall, CSIRO	
Biographies of Scientific Team	

LIST OF FIGURES

Figure 1: Rainfall for September in the Murray Darling Basin	10
Figure 2: Understanding the two main causes of variation	16
Figure 3: Ice core temperatures showing past warmer periods and today's temperatures	17
Figure 4: El Nino temperatures and ground-based temperature plots	18
Figure 5: Satellite temperature data from UAH and RSS	19
Figure 6: Australian summer temperatures – Satellite	20
Figure 7: Australian temperatures – Reconstructed	21
Figure 8: Monthly carbon dioxide levels Northern and Southern hemispheres	23

INTRODUCTORY COMMENTS

To protect the people we represent, we are holding CSIRO accountable.

As I said in my first senate speech on Tuesday 13 September 2016 “Australians should be able to rely on the information from Australian government bodies and institutions (such as the CSIRO) but we can’t”.

As a result of poorly researched climate policies, I said “Queenslanders, everyday Australians, have lost jobs, paid higher taxes, wasted opportunities, lost businesses and fritted away scarce resources... Nowhere is this issue more important than in our resource rich Queensland, which stands to lose the most of all our states”.

Billions of dollars have been wasted on mothballed white elephants such as useless desalination plants.

Queenslanders and Australians want to know why?

On Monday 26 September 2016 CSIRO presented, at my request, its case on climate.

That revealed that:

- i) CSIRO has no empirical evidence proving carbon dioxide from human activity affects climate
 - ii) CSIRO’s presentation contradicted the empirical climate evidence.
-

After being sworn in, my first task as a senator was to write to the CSIRO Chief Executive Dr Larry Marshall requesting a presentation on the empirical evidence - the measured data, physical observations, hard facts - proving that carbon dioxide from human activity detrimentally affects climate.

The heart of science is objectivity based on data and logic. Empirical evidence decides science, not whims, unfounded beliefs and opinions, votes, fashion, bullies, money or emotion. Dr Marshall agreed on the need to provide empirical evidence and to do so with logical reasoning that shows statistical significance.

Being sceptical and demanding empirical evidence is the first duty of a scientist and a copy of my letter is in Appendix 1.

Having received no reply, two days before the desired presentation, my office called Dr Marshall’s office and they confirmed the presentation would be made in my office on 16 September as requested. The next day, being the day before the presentation, we were advised there would be no presentation.

After lobbying with Senator Canavan, Minister for Northern Development, and after my letter to Mr Greg Hunt, Minister for Science, we finally locked CSIRO into a presentation in Sydney ten days later.

I opened the meeting with the CSIRO with an assurance that we would be listening, and not arguing, and would only ask questions to clarify. Dr Marshall acknowledged and appreciated that approach. CSIRO’s climate scientist Dr Steve Rintoul had the floor and the meeting was recorded.

Our team and I later analysed the material with international scientists including climatologists, physicists, geologists, botanists, engineers and independent investigators.

Our Key Findings

In the spirit of the straight-talking Sir Joh Bjelke-Petersen, and with the courage and strength of Pauline Hanson, our investigations of CSIRO's claims and presentation confirm that:

- CSIRO has ***no empirical evidence*** proving human carbon dioxide affects global climate;
- CSIRO relies on unscientific Australian and overseas manipulations of data that have ***fabricated warming temperatures*** and that the CSIRO has ***failed to do its due diligence*** on the data upon which it relies;
- CSIRO ***contradicts*** the multiple lines of empirical evidence that prove carbon dioxide from human activity does not, and cannot, affect climate variability. CSIRO's approach has serious deficiencies.

Our analysis of CSIRO's six core statements and claims is available at <https://checkvist.com/checklists/583700> and includes datasets and scientific references. The site is laid out specifically in response to CSIRO's six numbered claims in the same sequence as CSIRO's presentation to me as Senator on Monday 26 September 2016.

Our Scientific Team

I am supported in Canberra this morning by:

- Internationally eminent Canadian climatologist, geographer and environmentalist Professor Tim Ball, whose expertise includes deep understanding of the United Nations' climate body, the Intergovernmental Panel on Climate Change (IPCC) cited by CSIRO;
- American engineer, investigator and researcher Mr Tony Heller, internationally respected for exposing manipulation of temperature data by a small unit within NASA's Goddard Institute of Space Studies and relied upon by CSIRO;
- Australian scientist, engineer and inventor Mr Peter Bobroff who was awarded an Order of Australia Medal for his services to research and compiled the site reviewing CSIRO's claims and presenting supporting data: <https://checkvist.com/checklists/583700> that includes datasets and scientific references.

EXECUTIVE SUMMARY

Policy failures at global, national, state and regional levels based on failed and ridiculous forecasts are costing lives, costing taxpayers billions of dollars, exporting jobs and destroying energy security and reliability.

CSIRO refused to comment on whether anything in the 2,000 year climate record indicates impending danger.

CSIRO provided no empirical evidence proving carbon dioxide from human activity affects climate.

CSIRO contradicts multiple lines of empirical evidence that prove carbon dioxide from human activity does not, and cannot, affect climate variability.

CSIRO relies on unscientific Australian and overseas remodelling of data that have made warming trends from actual cooling trends.

CSIRO failed to do its due diligence on the data on which it relies.

CSIRO's approach on climate has serious scientific deficiencies. Instead of policy based 'evidence' we need evidence based policy.

We note CSIRO's standard disclaimer on reports including scenarios based on computer modelling: "This report relates to climate change scenarios based on computer modelling. Models involve simplifications of the real world that are not fully understood. Accordingly, no responsibility is accepted by the CSIRO for the accuracy of forecasts or predictions inferred from this report or for any person's interpretations, deductions, conclusions, or actions in reliance of this report".

Scrutinising climate alarm reveals a comprehensive failure in governance, journalism, education, federal politics and state politics.

We need to bring attention and resources back to real and serious humanitarian and environmental challenges and we need to protect our nation's sovereignty and our Australian way of life.

We need an independent inquiry into CSIRO and the Australian Bureau of Meteorology (BOM).

Our government must reject the Paris 'Agreement'.

We need an Aus-exit to remove our country from the UN.

HOW AUSTRALIANS ARE AFFECTED BY COSTLY POLICY FAILURES

Before commenting on CSIRO's claims, consider recent climate policies and forecasts and their cost to Queenslanders, Australians and humanity.

1. Desalination Plants - Rushed and Mothballed

Prominent Australian academics such as mammal palaeontologist and media celebrity Tim Flannery, Chief Commissioner of the Gillard-Greens Climate Commission, said the dams would never fill again. State premiers, all but one at the time being Labor, panicked into spending \$10bn on desalination plants. Then the floods came and dams overflowed. Queenslanders were \$1.2bn out of pocket and pay \$120M each year servicing our Tugun desalination plant. Families don't realise that this cost is hidden in water bills.

Flannery was on the advisory board of Siemens that built the desalination plants. *Why?*

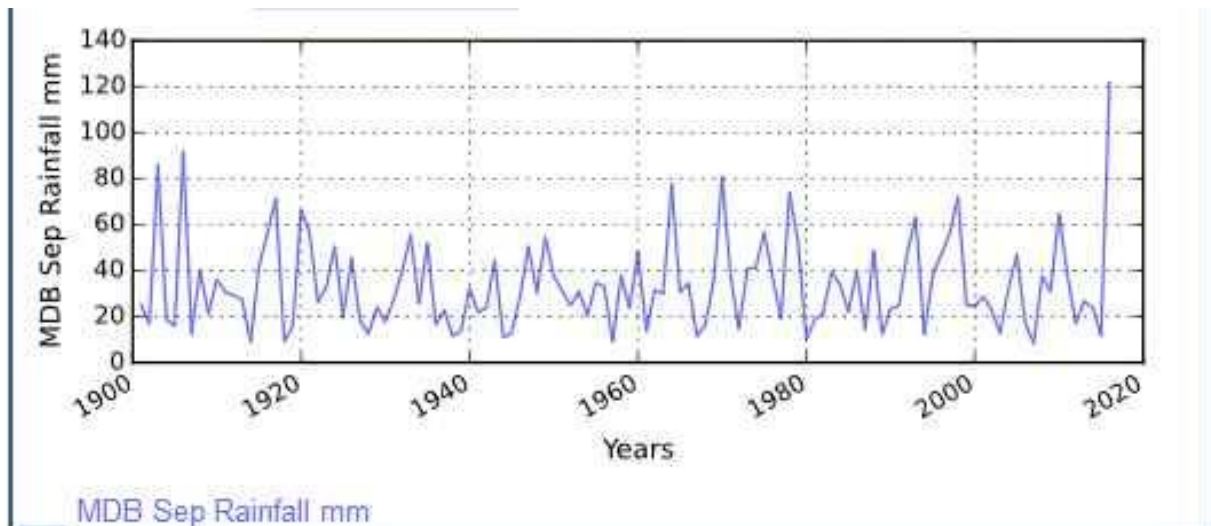


Figure 1: Rainfall for September in the Murray Darling Basin

After recent floods it is apt to consider figure 1 showing rainfall for September in the Murray Darling Basin, an area claimed in recent years to be under drought stress and water shortage from human-caused climate change.

2. Costly Brisbane Flooding due to Political Climate Panic

In August 2010 Brisbane Lord Mayor Campbell Newman warned of the possibility of flooding after learning of forecast summer weather. Yet after Flannery, and others such as prominent UN climate academic David Karoly reportedly warned of never-ending drought, Anna Bligh's government seemingly panicked and compromised Wivenhoe Dam's flood mitigation capacity. When heavy summer rains came the Dam's management reportedly lost control of the dam's level and had to open floodgates during a high tide causing the flooding of 22,000 homes and 7,600 businesses across 94 suburbs and towns in and around Brisbane and Ipswich. As a result, some people suffered with mental illness problems leading to tragic circumstances. The financial cost ran into billions of dollars, including infrastructure costs to the Brisbane City Council alone of \$440M.

David Karoly, who receives millions of dollars in climate change grants, reportedly blamed the floods on climate change yet the apparently avoidable flooding was far less severe than in the 1890's.

3. The Political Push for Renewable Energy that Increases Global Pollution

We're told that we must cut the human production of carbon dioxide from gas, coal and oil and that, at a time of exploding debt, we must borrow \$400 billion dollars for renewable energy. The federal government estimates Queensland's fantasy of converting to 50 per cent renewables will cost our state \$27bn alone and destroy jobs in power generation. South Australia already suffers with 47 per cent renewables, and South Australian Senator Birmingham, Minister for Education and Training, advises that his state had "four large economic contributors who, by being without power for 15 days, have cost the economy tens, if not hundreds, of millions of dollars".

Despite subsidies, renewable energy prices are higher than conventional energy. Those high prices are destroying industry. In this absurd situation, Senator Nick Xenophon wants subsidies to keep South Australian industry live. *Why?*

South Australia is now forced to rely for security on Victorian coal-fired electricity. *Why?*

Queensland's major electricity users such as LNG export plants, open cut mines, Boyne smelters and thousands of small and large businesses depend on secure, reliable and affordable energy to earn our state and country vital export dollars and keep jobs. Yet our state Premier now wants a higher renewable energy target than South Australia's current level and cut use of our state's international competitive advantage: clean coal. *Why?*

One hundred and sixty years of industrialisation proves that cheap, reliable energy increases productivity which in turn increases prosperity, security, comfort and ease. Yet climate extremists and populist politicians now want to reverse human progress. *Why?*

Assisting the Liberal Party Leader in the House and Minister for Defence Industry Christopher Pyne's 2016 re-election the government decided submarines should be built in the state with the highest energy costs and lowest energy reliability and lowest energy security. What will save South Australia after Victoria's Hazelwood power station shuts in four months? *Why?*

During the recent election campaign the federal government flushed \$400 million into windfarms in the Deputy Prime Minister's New England electorate despite Barnaby Joyce being the most outspoken climate sceptic politician until Greg Hunt enacted his Direct Action plan in 2014. *Why?*

Tim Flannery was associated with a geothermal renewable energy producer relying on Labor government handouts. His book *The Weather Makers* was analysed by Dr Wes Allen who observes that Flannery's 307 statements created 577 issues, including 14 baseless extreme comments, 70 factual errors and 11 failed predictions. Yet the climate industry has been a financially boon to Tim Flannery. *Why?*

As the Greens Party policies raise Australian energy prices, manufacturing jobs are transferred from clean Australian plants to third world nations that use old pollution equipment. The global emission of real pollutants such as sulphur dioxide, nitrous oxides and particulates then increases. *Why?*

Instead of subsidising renewables how many hospitals and schools could've been built? How many local infrastructure projects across Australia could we have done?

4. The Effects on Australia's Fishing Industry

Our island continent is surrounded by ocean and has, by some definitions, the world's largest fishing zone. Yet federal Labor and Liberal ministers are quietly implementing the UN's so-called sustainability, bio-diversity and other regulations based on climate claims that are killing our fishing industry and forcing us to now import almost three quarters of the seafood we eat. *Why?*

5. Queensland's Great Barrier Reef?

Green politicians, activists and nongovernment organisations tell us our Great Barrier Reef is dying yet scientific researchers and tour boat operators who live on the reef confirm that it's thriving. What is threatened is the reef's tourist industry as international tourists are scared away from visiting an imagined dead reef fabricated by emotional campaigns. *Why?*

Formerly as federal Environment Minister, Greg Hunt reported to the UN on the state of our Great Barrier Reef. That undermined Australian sovereignty and governance. We have no responsibility to report to the UN. Australia's governing document is our constitution.

6. Queensland Industry and Jobs Threatened by Foreign Activists

We remember vegetation laws that stole farmers' property rights while enabling Prime Minister Howard to comply with the UN's Kyoto climate protocol.

As reported in the Australian media, Wikileaks confirms that associates of President Obama and Secretary Hillary Clinton fund activists threatening our coal industry. They ally with American billionaires publicly proclaiming climate alarm and depress coal company share prices. They now buy American coal producers while paying activists to shutdown Australian mining industry competitors. *Why?*

The politically driven CFMEU coal miners' union publicly supports cutting carbon dioxide output and donates money to GetUp! and the Greens, despite those activists' efforts to shutdown Australian coal mining. GetUp! is linked to international financial manipulator George Soros who bought into American coal producer Peabody Energy after successfully driving down the share price. *Why?*

7. Global Claims

In 2005, the United Nations Environment Programme forecast that by 2010, climate change would create 50 million climate refugees fleeing rising sea levels, increases in cyclones, and disruption to food production. The actual number of climate refugees is zero while islands are increasing in size as uplift takes them above a nearly stagnant sea level. According to the Queensland state government's Maritime Safety department, Australian sea levels are rising at the rate of 0.3 mm per year, and at that rate over the next 100 years, sea levels will be 3 cm higher. SEAFRAME, the world's most comprehensive sea level study shows sea levels in the south Pacific islands are flat. Yet Australia promises \$1bn in aid to protect island citizens. *Why?*

The floating Arctic ice cap continues varying naturally while Antarctica continues growing. Worldwide, glaciers are increasing in size, others are shrinking and others are stationary.

It seems that every year for the last 20 years we are told we have five years before catastrophe. *Why?*

ADDITIONAL COSTS

1. The Real Victims of Climate Claims

The cost to Queenslanders and Australians is enormous - directly in taxes and energy costs and indirectly in terms of lost jobs, shuttered industries, cost-of-living increases, extra regulations, higher energy prices, reduced energy security, reduced reliability, and Greens' guilt and fear. These workers and the forgotten people of outer-suburbs and regional Queensland, working families enduring rising costs of living while carrying the tax burden for foreign companies, and protest voters are increasingly anti-establishment.

Around Australia people are feeling washed out, blacked out, left out. There has been no destruction due to climate change, yet enormous destruction of people's prosperity. Can we justify this with science? If not can we let it continue? *Why?*

Taxpayers money should be spent based on solid facts and structured plans, unlike the NBN, renewables and climate policies.

2. Some People Benefit from Climate Alarm

Before becoming a federal Labor MP, Greg Combet was ACTU secretary and a director of the union controlled Industry Super Holdings Pty Ltd owner of Australia's largest windfarm operator, Pacific Hydro. As Minister for climate change he later gave tens of millions of dollars in subsidies to Pacific Hydro in guaranteed income. Later as windfarms destroyed South Australian jobs the Abbott government paid him to advise on redeploying unemployed workers. *Why?*

3. Gillard's Carbon Tax Lie Replaced by ... Hunt's Carbon Tax by Stealth

As part of their 2013 election campaign, former Prime Minister Tony Abbott and Greg Hunt promised to repeal the Gillard-Greens carbon dioxide tax. Abbott kept his promise. After Mr Abbott was later dumped as Prime Minister, Hunt quietly enacted a new carbon dioxide tax in the form of an emissions trading scheme having a cap on carbon dioxide output, with penalties for exceeding caps and with credits for producing less. Hunt's scheme can be linked to an international price on carbon dioxide that will give control of Australian energy prices to overseas interests. *Why?*

4. More Costs for Taxpayers Based on Climate Claims

In research provided to my office on 30 September 2016, the Parliamentary Library identified a number of significant federal climate policy costs such as:

- Clean Energy Finance Corporation (allocated \$2 billion annually from 2013-14 to 2016-17),
- Emissions Reduction Fund (established in 2014-15 for \$2.6 billion),
- Australian Renewable Energy Agency (budgeting \$258 million for 2017-18, \$235 million for 2018-19, \$255 million for 2019-20, \$134 million for 2020-21 and \$132 million for 2021-22),
- Commonwealth Renewable Energy Target (accounting for 5.1% of average Australian household electricity costs), and
- The discontinued CPRS (which raised \$3.6 billion in taxes in 2012-13 and \$4.3 billion in 2013-14).

Other hidden federal climate policy costs include (in part or full): Antarctic Climate and Ecosystems Cooperative Research Centre; Australian Institute of Marine Sciences; Australian Nuclear Science and Technology Organisation; Australian Research Council; Australian Bureau of Meteorology (BOM); Clean Energy Regulator; Climate Change Authority; CSIRO; Department of the Environment and Energy; National Climate Change Adaptation Research Facility; and National Landcare Programme. It is vital to note that each state and territory government as well as local councils also have a plethora of climate policies and related economic impacts, including the various 'public utility' regulators. On

top of this are foreign aid and UN institutions as well as 'Green' politics, industries and lobbyists. It is estimated that the cost of calculating these hidden costs would itself run into many millions of dollars of consultants' fees.

5. CSIRO Started Pushing Climate in the 1980s with the UN's Climate Body

CSIRO itself imposes direct costs. According to CSIRO, "[i]n the 1980s" they "were already raising the risks of climate change" and from "[a]round 1990, the Climate Variability 'multi-divisional program' started formally bringing these efforts together". In 2007, the Commonwealth budget provided \$44 million over four years to help establish the Climate Adaptation Flagship. The Flagship grew steadily to an annual budget of \$43 million (2010-11, similar in the subsequent 3 years) and about 160 full-time equivalent staff.

Remember?

In the mid-1970s we were warned of imminent, catastrophic irreversible damage due to humans causing global **freezing**. Some experts claimed this was due to ... coal and oil. Quoting Newsweek magazine, 28 April 1975: "The central fact is that after three quarters of a century of extraordinarily mild conditions, the earth's climate seems to be cooling down."

Yet experts, including some of the experts previously predicting global cooling, now tell us that earth has been warming for a century.

Globally recent climate claims have destroyed or wasted trillions of dollars' worth of assets away from serving humanity. The UN climate body's failed predictions hurt humanity.

Academics, politicians and subsidised climate 'industries' are lining their pockets with taxpayer funds after making false, and in some cases fraudulent, predictions. Everyday Australians now pay daily in many ways for this fraud.

SUMMARY OF SENATOR MALCOLM ROBERTS' RESEARCH ON CLIMATE CHANGE

My qualifications are similar to those of the immediate past UN IPCC chairman, Rajendra Pachauri. These include an honours degree in engineering that covered atmospheric gases including carbon dioxide, an MBA from the University of Chicago Graduate School of Business famous for rigorous statistical analysis, and my stringent statutory qualifications in QLD and NSW that cover study and examination of atmospheric gases including carbon dioxide, that was the basis for my responsibility for the lives of hundreds of people.

During the last eight years I have researched the extensive empirical data on global temperature and climate and on carbon dioxide, including data that the UN IPCC cites and relies upon at the core of its reports to national governments and media.

- responses from the Bureau of Meteorology (BOM) and CSIRO to my requests made under federal Freedom of Information (FOI) statutes for the period 2005-2013 across the Howard-Rudd-Gillard-Milne governments;
- correspondence from the BOM's then Director Dr Rob Vertessy and from the CSIRO's then Chief Executive Dr Megan Clark and CSIRO's Group Executive-Environment Dr Andrew Johnson;
- detailed and quantified analysis of BOM and CSIRO reports by internationally respected climate scientists and by other independent researchers including my quantified analyses;
- thorough reviews of United Nations Intergovernmental Panel on Climate Change (UN IPCC) reports by internationally respected scientists and political observers and my quantified analyses;
- personal correspondence with the nine most prominent Australian 'climate' academics pushing climate alarm while in receipt of funds from the Gillard/Rudd-Greens coalition being David Karoly one of the UN IPCC's most senior advisers on climate, Will Stefan, Tim Flannery, Ross Garnaut, Ove Hoegh-Guldberg, Lesley Hughes, Matthew England, Kurt Lambeck and Andy Pitman, all advocates of the ALP-Greens climate taxes (*see below);
- investigating and making formal complaints to prominent Australian universities that depend on, and are compromised by, ALP-Greens government climate funding;
- meetings with members of Parliament, senior cabinet ministers including Greg Hunt, then Minister for the Environment, Deputy Prime Minister Barnaby Joyce, and Deputy Liberal Leader Julie Bishop;
- letters to and from ALP Members including Cabinet ministers responsible for climate being Senator Penny Wong and her successor Mr Greg Combet, former Attorney General Senator Robert McClelland and other ALP and Greens federal MPs;
- prominent journalists including those of the government's ABC.

*Most responded to my letters. All failed to provide empirical evidence for their claim that carbon dioxide affects climate and must be cut. In their public statements all contradict empirical evidence. All were government-funded under the Gillard-Greens regime.

CONTEXT – INHERENT VARIATION VERSUS PROCESS CHANGE

A Simple Overview

The understanding of statistics among academia, journalists, members of parliament, legal professionals and the public is limited. Few people learn of, much less understand, the two main causes of data variation: inherent variation and process change, as depicted in the diagram below. Simply put, inherent or routine variation is ever-present and due to the random combination of many factors within a continuing process. In the event of an exceptional variation this reveals a process change.

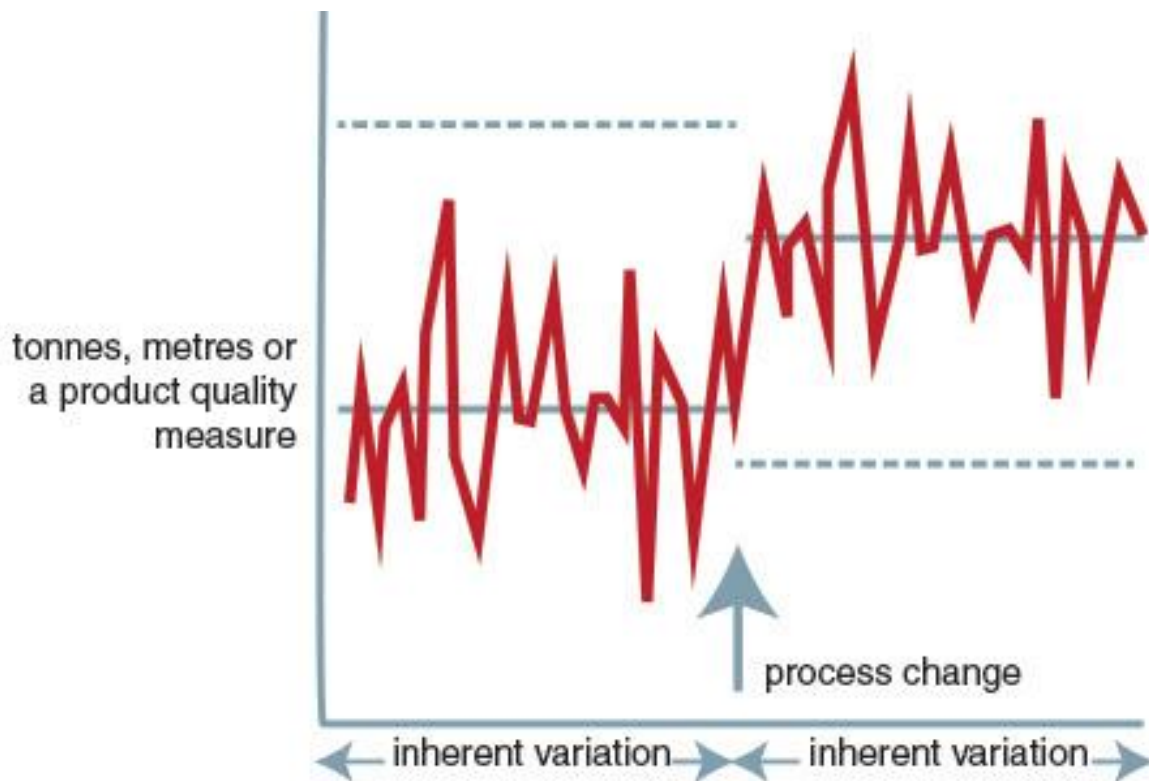


Figure 2: Understanding the two main causes of variation

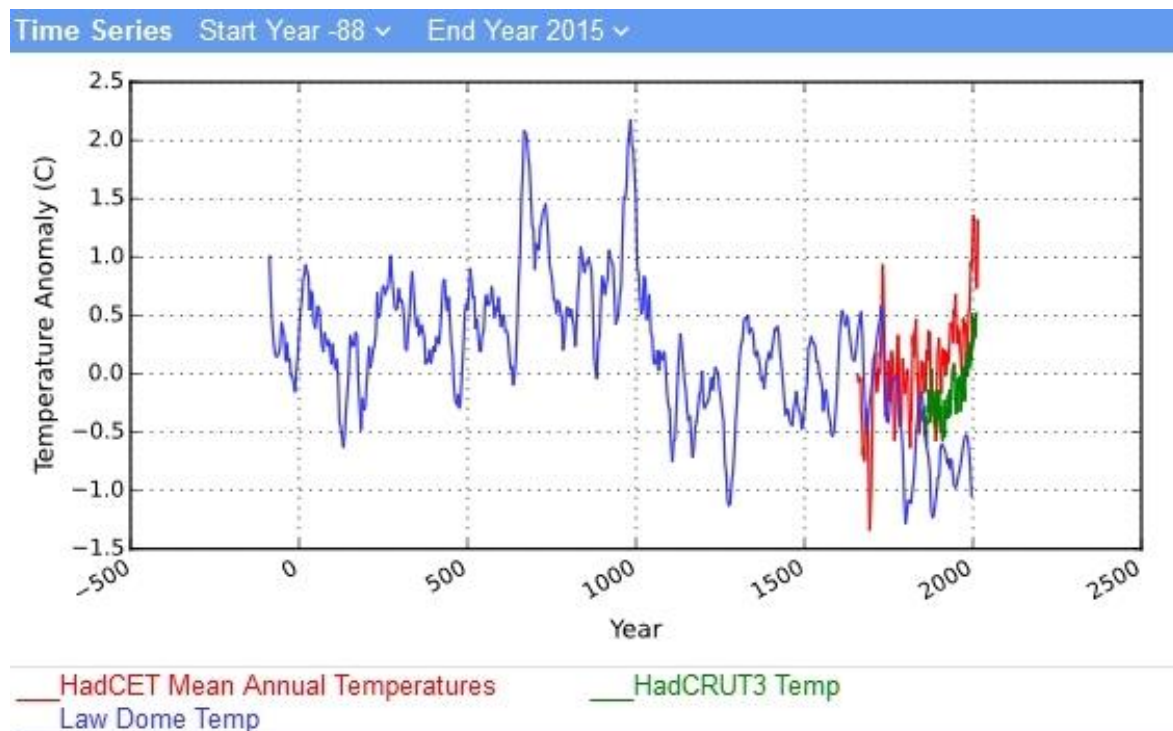
RESPONSE TO CSIRO'S CLAIMS

The following are my responses to CSIRO's key climate claims and are supported by material at this site: <https://checkvist.com/checklists/583700>. It includes datasets and scientific references.

The site is laid out specifically in response to CSIRO's six numbered claims in the same sequence as CSIRO's presentation to me as Senator on Monday 26 September 2016. The summary responses below though respond in terms of the key overall claims about temperature and carbon dioxide.

1. Is the Earth Really Warming Unusually?

In the last 100 years it is erratically true that earth has warmed. Yet figure 3 shows earth is now cooler than in past warmer periods.



HadCET Mean Annual Temperatures: Adjusted to show as anomalies based on 9.2 deg (1961-1990).

Data source: <http://www.metoffice.gov.uk/hadobs/hadcet/data/download.html>

Noisy series: HadCET Mean Annual Temperatures filtered by Savitzky-Golay, 17, 3.

HadCRUT3 Temp: Data source: <http://www.metoffice.gov.uk/hadobs/hadcet/data/download.html>

Law Dome Temp: Converted from d18O to deg(C) using 0.44 permille/degreeC. Converted to anomaly using base of -50.0 deg(C).

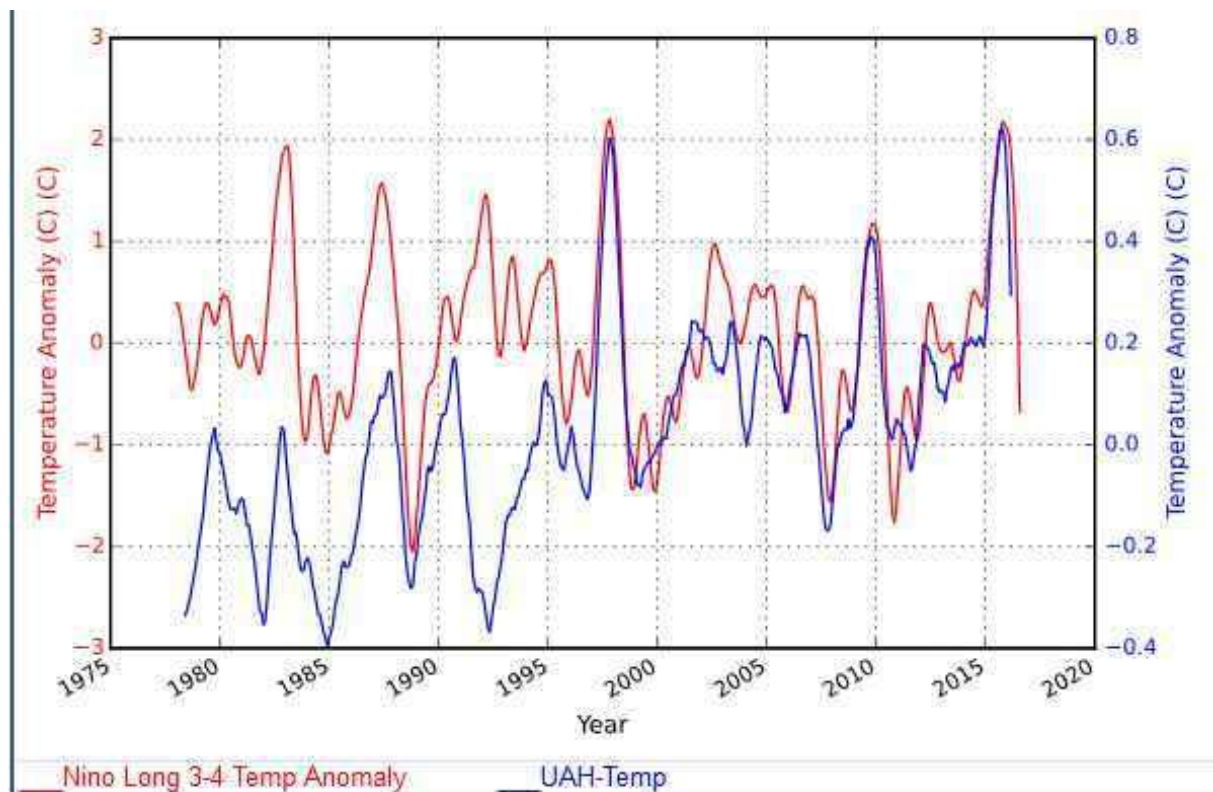
Data source: [http://gcmd.nasa.gov/KeywordSearch/Metadata.do?Portal=amd_au&KeywordPath=&EntryId=\[AADC\]ASAC_757_LD_d18O&MetadataView=Data&MetadataType=0&lnode=mdlb3](http://gcmd.nasa.gov/KeywordSearch/Metadata.do?Portal=amd_au&KeywordPath=&EntryId=[AADC]ASAC_757_LD_d18O&MetadataView=Data&MetadataType=0&lnode=mdlb3)

Notes on data: [http://gcmd.nasa.gov/KeywordSearch/Metadata.do?Portal=amd_au&KeywordPath=&EntryId=\[AADC\]ASAC_757_LD_d18O&MetadataView=Text&MetadataType=0&lnode=mdlb1](http://gcmd.nasa.gov/KeywordSearch/Metadata.do?Portal=amd_au&KeywordPath=&EntryId=[AADC]ASAC_757_LD_d18O&MetadataView=Text&MetadataType=0&lnode=mdlb1)

Noisy series: Law Dome Temp filtered by Savitzky-Golay, 17, 3.

Figure 3: Ice core temperatures showing past warmer periods and today's temperatures

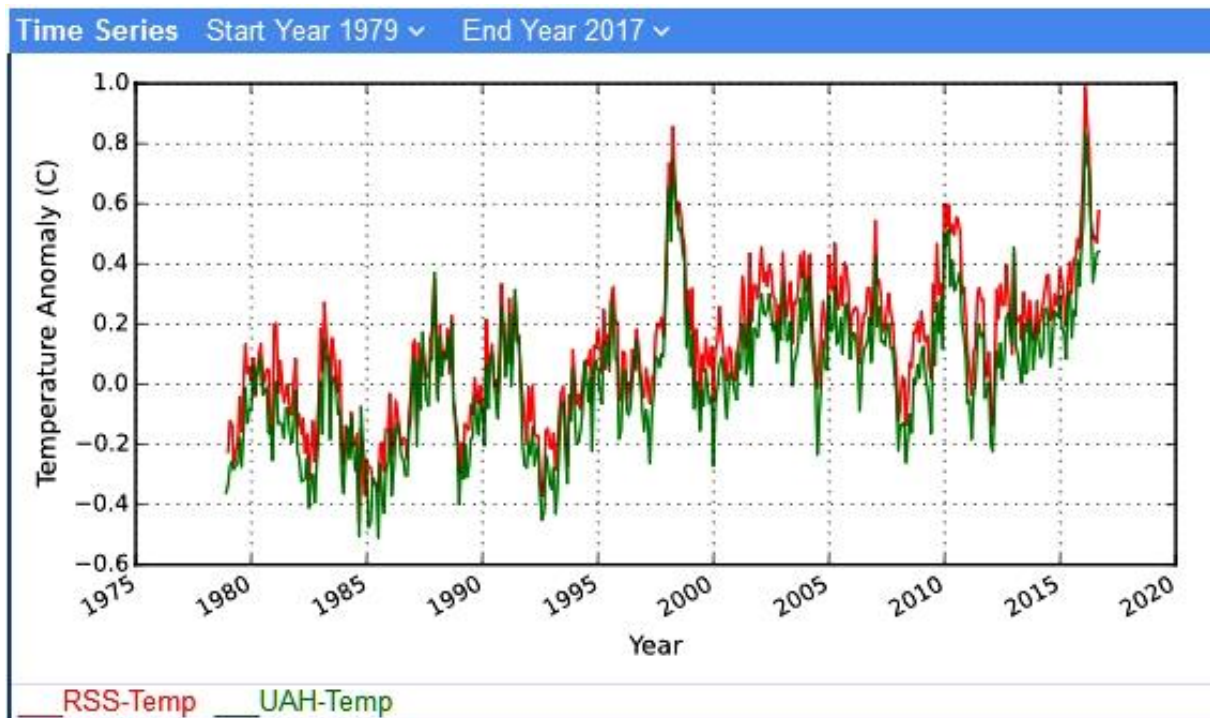
Close scrutiny of the data shows that temperature is highly variable, largely in association with well-established natural El Nino cycles. See Figure 4.



Nino Long 3-4 Temp Anomaly: NOAA Converted to anomaly using base of 27.0
 Data source: http://www.esrl.noaa.gov/psd/gcos_wgsp/Timeseries/Data/nino34.long.data
 Noisy series: Nino Long 3-4 Temp Anomaly filtered by Savitzky-Golay, 17, 3.
UAH-Temp: UAH Raw data was lower troposphere monthly means.
 Data source: http://www.nsstc.uah.edu/data/msu/v6.0beta/tilt/tiltghmam_6.0beta5.txt
 Notes on data: <http://www.drroyspencer.com/2015/04/version-6-0-of-the-uah-temperature-dataset-released-new-11-trend-0-11-cdecade/>
 Noisy series: UAH-Temp filtered by Savitzky-Golay, 17, 3.
 Series: UAH-Temp offset by -0.5 years.

Figure 4: El Nino temperature and ground-based temperature plots

Figure 5 shows weather was dominated in 1998 and 2015/16 by natural spikes in El Nino cycles. Beyond that, it is clear that there has been no warming trend since around 1995



RSS-Temp: Raw data was lower troposphere monthly means.
 Data source: ftp://ftp.remss.com/msu/monthly_time_series/RSS_Monthly_MSU_AMSU_Channel_TLS_Anomalies_Land_and_Ocean_v03_3.txt
 Notes on data: <http://www.remss.com/measurements/upper-air-temperature>

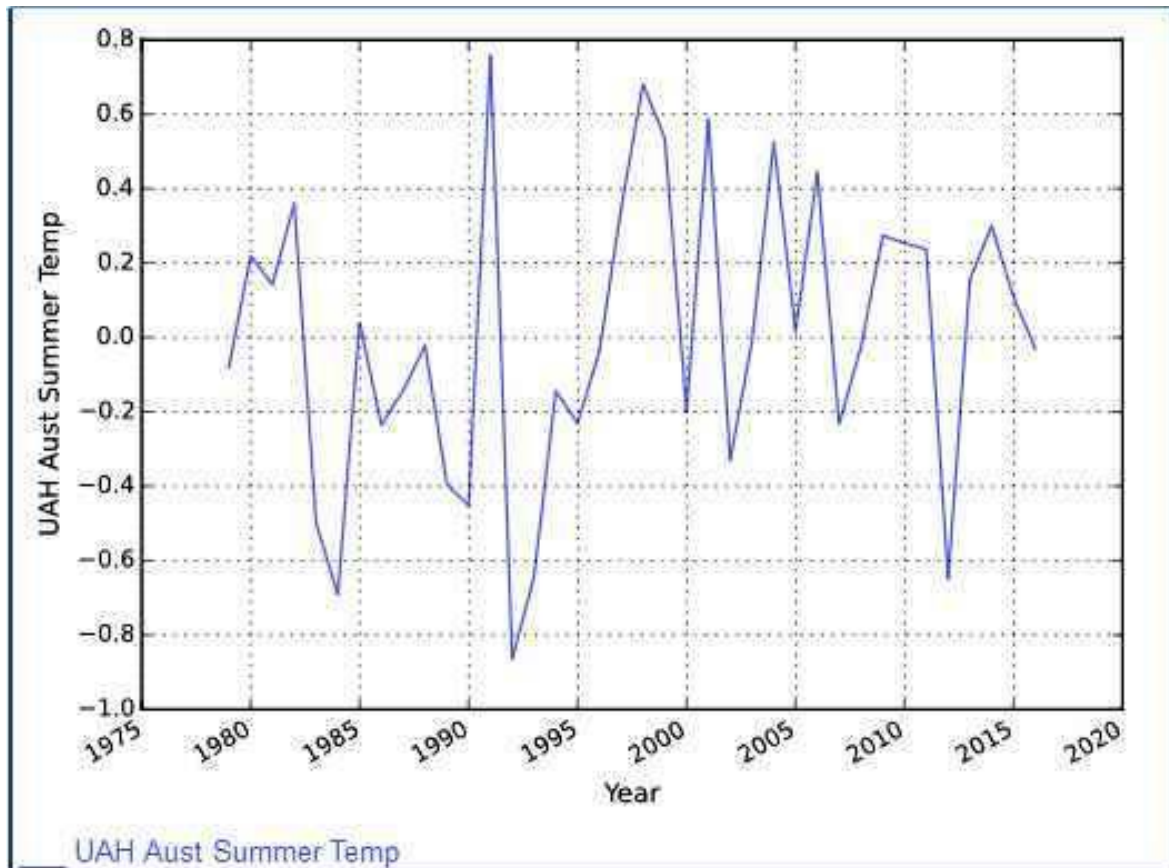
UAH-Temp: Raw data was lower troposphere monthly means.
 Data source: http://www.nsstc.uah.edu/data/msu/v6.0beta/tlt/tltglhmam_6.0beta5.txt
 Notes on data: <http://www.drroyspencer.com/2015/04/version-6-0-of-the-uah-temperature-dataset-released-new-lt-trend-0-11-cdecade/>

Figure 5: Satellite temperature data from UAH and RSS

Figure 6 shows Australian summer temperatures in the satellite era using data from John Christy at the University of Alabama Huntsville.

As an aside, in 2013 the politically motivated Gillard-Greens Climate Commission under Tim Flannery's leadership stole headlines around Australia labelling the Australian summer of 2013 as the *angry summer*, purporting temperatures to be unusually warm. The facts tell a different story based on 37 years of satellite temperatures. Yet such is the state of climate 'science' among federal government-funded agencies.

Note the overall downward trend in Australian summer atmospheric temperatures since 1991 despite ever-increasing global human production of carbon dioxide due to the Chinese and Indian industry.



UAH Satellite data Dec, Jan, Feb from UAH-John Christy private communication.
 Notes on data: <http://www.drroyspencer.com/2015/04/version-6-0-of-the-uah-temperature-dataset-released-new-11-trend-0-11-cdecade/>

Figure 6: Australian summer temperatures - Satellite

Satellite data of atmospheric temperatures has been confirmed by weather balloon radiosonde data. Both are more accurate and credible than the ground-based atmospheric temperature data used by CSIRO.

Curiously, CSIRO's presentation slides and briefing document contained graphs showing that temperature in 1998 was not prominent while a later slide showed 1998 as a prominent spike. The latter is reality.

The 1998 El Nino spike was used in the early 2000's to justify claims of global warming yet has since been reduced apparently to highlight the 2015 El Nino in order to imply continued warming.

Dr Marohasy and Tony Heller have researched and reported on temperature re-modelling by BOM and NASA-GISS. In both organisations a small group of people have re-modelled data to reverse actual cooling temperatures thereby making warming trends.

Dr Marohasy is an Australian scientist with peer-reviewed papers on temperature and rainfall as well as other fields of science. She is an expert on the Murray-Darling Basin and has stated: "Claims that the earth is heating up because of human-caused global warming are based on datasets that generate temperature profiles based on a weighted-subset of remodelled surface-air temperature measurements."

Figure 7 shows Tony Heller's reconstruction of Australian temperatures since 1880 using the GHCN temperature data for Australia compared with homogenised data from the Australian Bureau of

Meteorology (BOM). ACORN-SAT are BOM's Surface Air Temperatures and GHCN refers to the Global Historical Climatology Network temperature data that include BOM's Australian temperatures.

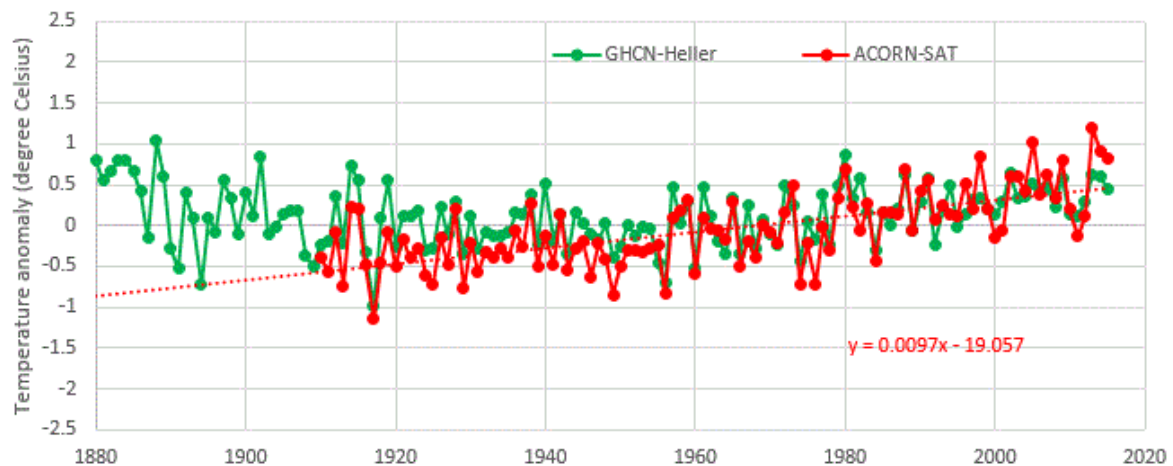


Figure 7: Australian temperatures - reconstructed

Although Heller's reconstruction has weighting to south east Australia and does not allow for changes in temperature recording modes at some weather stations it is clear that temperatures in the 1880s-1890s were at least similar to current temperatures and more likely were hotter than today. Yet the Bureau of Meteorology's homgenisation (red line ACORN-SAT) has omitted warmer temperatures earlier than 1910, has drastically lowered temperatures in the 1930s and 1940s and raised temperatures in recent years. In doing so the Bureau of Meteorology (BOM) made a warming trend.

In an email on 1 November 2016 Dr Marohasy advised: "In reality, the hottest years ever recorded in Australia are probably 1914-15; the hottest January perhaps 1896 – when people were evacuated from places like Bourke in western NSW."

"Of course the late 1930s and early 1940s were also hot. The summer of 1938-39 at Rutherglen in Victoria (in the Murray Darling Basin) was a full 2°C hotter than the ten most recent summers – including this last summer."

Marohasy states: "There is nothing unprecedented about recent temperatures in Australia." And: "There is compelling evidence that the Bureau of Meteorology remodels historical temperature data until it conforms to the failed theory of human-caused global warming." It seems that in Australia we now have policy based 'evidence' instead of evidence based policy.

It has been said that even with the wildest of imaginations it would be difficult to match the BOM's remodelling. One could cheekily conclude that warming over the last 100 years is indeed man-made?

In responding Dr Marohasy's inquiries and requests BOM failed to provide its methodology for adjusting temperatures. I am advised that in its responses BOM provided contradictory and conflicting statements.

Curiously, CSIRO, BOM and NASA-GISS rely on ground-based temperature data that is known from the diligent work of American meteorologists Anthony Watts and Joe D'Aleo (http://scienceandpublicpolicy.org/images/stories/papers/originals/surface_temp.pdf) to be corrupted due to being sub-standard. Deliberate unscientific omissions and alterations further corrupt the data.

It is telling that under the leadership of James Hansen and then Gavin Schmidt, NASA-GISS continues to rely on discredited and manipulated ground-based temperature data instead of NASA's own accurate satellite data. This raises serious questions as to whether NASA-GISS by its actions has been politicised and cannot be trusted.

Tony Heller has published NASA-GISS's graphs that show extensive adjusting of data.

In the period since industrialisation (~1850) and using data prior to the latest adjustments, the longest temperature trend occurred from the mid-1930's to 1976, forty years of cooling. This cooling occurred at a time when human output of carbon dioxide rose dramatically during World War 2 and the post-war western economic boom.

For the last 21 years, there has been no warming trend despite record levels of human carbon dioxide output due to economic growth in China and India, and ongoing industry and transport in America and Europe.

In the longer term, the earth has cooled, and warmed, and cooled, and warmed, and cooled...

In America, the 1930s-1940s were warmer than today.

Globally, most of the Holocene Period, being the 10,000 years since the last ice age, has been warmer than the present. The Medieval Warm Period around a thousand years ago was warmer than today. That fact is recognised in the UN IPCC's first report in 1990.

Figure 6 showing Australian summer temperatures reveals nothing unusual in the atmosphere above Australia and confirms that the 2015/2016 El Nino was not as significant for summer temperatures in Australia as the 1998 El Nino event.

CSIRO implied in its presentation that recent periods of rising temperatures are unusual yet data confirms they are entirely normal. In the temperature records there are many periods of temperatures rising at similar rates and this is as expected from cyclical warming and cooling.

In answer to my question, CSIRO repeatedly declined to confirm whether it did due diligence on BOM temperature data. Instead it just accepts BOM's data, despite extensive unscientific and sometimes contradictory re-modelling. It is clear that CSIRO has not done its independent due diligence on temperatures.

Empirical data proves there is nothing unique about temperature since industrialisation (~1850), neither in absolute temperature nor in rate of warming or cooling.

The empirical data shows that over the last 130 years that there has been no process change (exceptional variation) in temperatures and no process change in earth's climate data. There is only natural cyclical variation in temperature, rainfall, droughts, floods, snowfall, cyclones, storms and sea levels. Despite some activists among the media, academics and politics telling us human carbon dioxide is affecting climate, the data shows no unusual, unnatural or human cause of global climate variability and nothing is happening with temperature or climate, just ongoing natural cyclical variation.

Understanding the many superimposed cycles enables understanding of climate and weather.

When temperatures are shown only selectively from the end of an earlier cooling period and a subsequent warmer period (1930s-1940s) is removed from the data, it is easy to convince the public, politicians and journalists of so-called warming. There is nothing in the climate record of the last 2000 years indicating anything abnormal, much less impending danger.

2. CSIRO's Claims about Carbon Dioxide

There is no justification for saying that human carbon dioxide output determines carbon dioxide levels in the air.

Figure 7 depicts monthly carbon dioxide levels showing enormous natural variation that clearly overrides human production. This is different again in the northern hemisphere from the southern hemisphere.

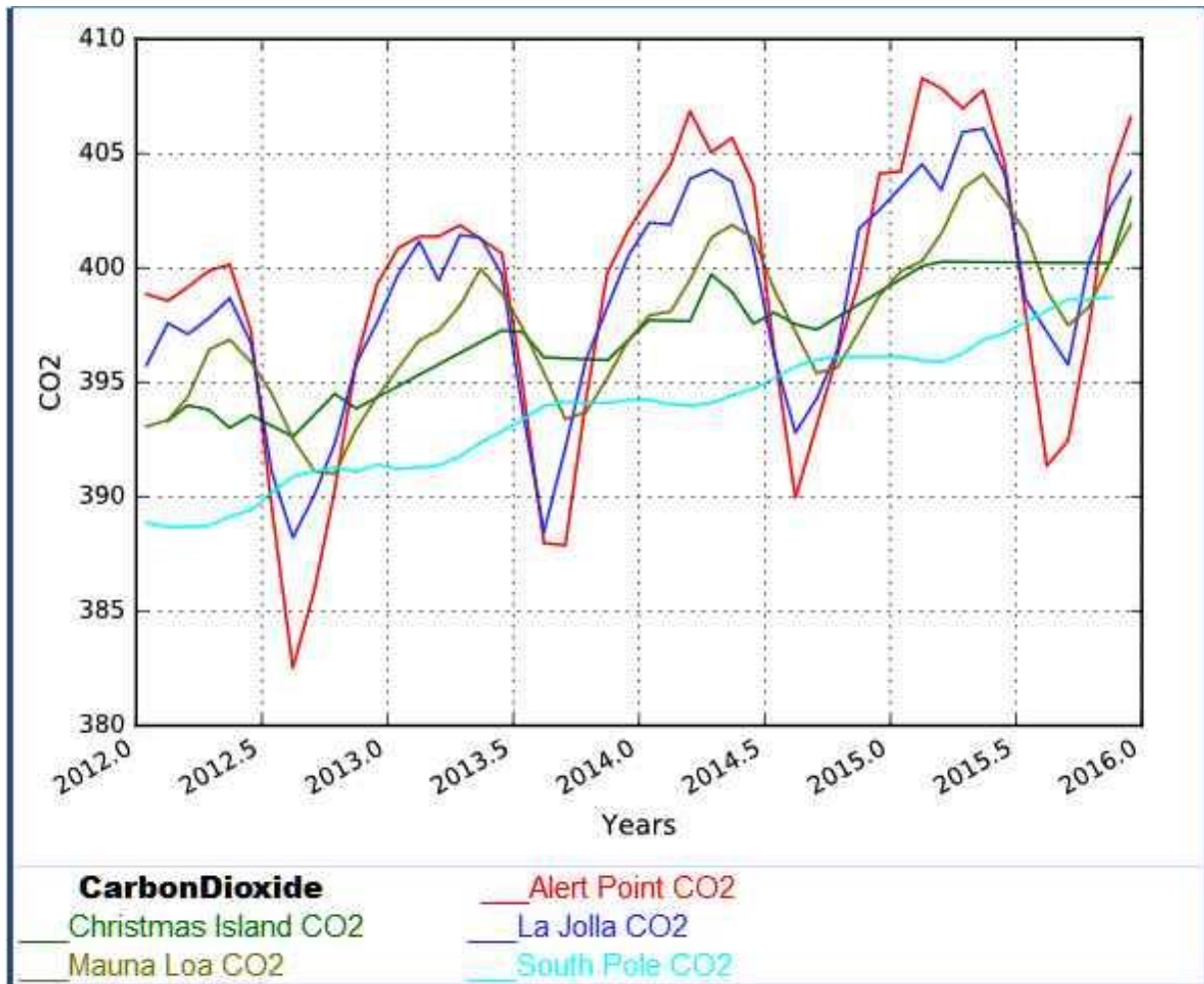


Figure 8: Monthly carbon dioxide levels Northern and Southern hemispheres

On a seasonal and annual basis changes in carbon dioxide levels follow changes in temperature. This means that carbon dioxide cannot drive temperature and that temperature likely drives carbon dioxide levels. This is consistent with and supported by Henry's Law and an understanding of the spatial distribution of the oceans across the southern hemisphere versus the northern hemisphere as explained by Professor Lance Endersbee.

In the 100,000-year cycles temperature changes occur before or at the same time as changes in carbon dioxide level and never after carbon dioxide changes. Clearly changes in carbon dioxide levels do not drive temperature.

Note: It is widely accepted that changes in temperature occur before changes in carbon dioxide levels and it has been accepted that changes in temperature cause changes in carbon dioxide levels yet we couldn't find evidence of this in the longer term.

Carbon isotopes in carbon dioxide from hydrocarbon (gas, coal, oil) usage are the same as in carbon dioxide from deep magma. The isotope in carbon dioxide from volcanoes depends on the volcano's location. CSIRO commonly claims that carbon isotopes in carbon dioxide can differentiate between human and natural carbon dioxide. This is not the case as the same isotope in carbon dioxide occurs in the same isotope from volcanic activity.

Note additional relevant facts: Natural production of carbon dioxide dwarfs human production of carbon dioxide. According to estimates provided by the UN's climate body and cited by America's EPA, nature annually produces an estimated 32 times more carbon dioxide than is produced from all human activity. Further, the range itself of measurement in estimating natural carbon dioxide production is four times the total human production of carbon dioxide.

Regardless, the level of carbon dioxide in air is determined by ocean and atmospheric temperatures and is not and cannot be, affected by human production.

Figure 7 shows that on intermediate time scales and in monthly data, enormous natural forces clearly overwhelm human production. This is supported by known natural phenomena driving carbon dioxide production. With support from Henry's Law this rules out the claim that human carbon dioxide determines the level of carbon dioxide in air.

All these facts and data lead to the logical conclusion that the human production of carbon dioxide does not and cannot affect the level of carbon dioxide in air. Instead, enormous natural forces determine the level of carbon dioxide in air.

Recessions, such as the marked global reduction in human carbon dioxide output in 2009, do not appear in the data and graph of carbon dioxide levels in the air. This omission confirms that human production of carbon dioxide has no effect on the level of carbon dioxide in air.

Regardless, empirical data shows that temperature is not determined by or controlled by the levels of carbon dioxide in air. Further, empirical data shows there is nothing unusual occurring in climate with ongoing natural warming, cooling, warming, cooling, warming, ... cycles.

Because the empirical data confirms that we cannot and do not affect the level of carbon dioxide in air it means that cutting human carbon dioxide output can have no effect. A carbon dioxide tax and switching to renewable energy would be useless and cannot affect the level of carbon dioxide in air. It would do enormous economic damage for no change in the atmosphere or climate.

There is no evidence over the last 800,000 years that shows carbon dioxide drives climate. There is much in the last 60 years that shows carbon dioxide from human activity cannot and does not drive climate.

Empirical evidence proves that cutting our carbon output has no effect on the level of carbon dioxide in air. In turn the level of carbon dioxide has no effect on temperature.

3. Claimed Greenhouse Effect

CSIRO said it relies on a claimed greenhouse effect that it neither defined nor substantiated. It failed to provide any empirical evidence that additional carbon dioxide warms the dynamic open atmosphere despite this being the base of its argument and we have asked for clarification and supporting evidence.

It never ceases to amaze that this claim is made repeatedly by advocates of climate alarm yet there are 63 differing versions of the greenhouse effect and nowhere has any evidence been provided that additional carbon dioxide in the open atmosphere has a significant warming effect.

There is a wide range of views. Prof David Karoly, a lead contributor, review editor and drafter of the summary for policy makers for the UN IPCC, says the greenhouse effect is real and that higher levels of carbon dioxide will lead to catastrophe. Others such as meteorologist Richard Lindzen claim higher levels of carbon dioxide will have a slight effect on earth's atmospheric temperature yet this is offset by natural feedbacks. Still others, including physicists such as Gerlich and Tschuschner (2009), geologist Chillingar et al (2008) and astrophysicist Joe Postma, show that carbon dioxide has a cooling effect. Physicist and former Dean of Science John Nicol theorises that carbon dioxide up to 0.004% of earth's atmosphere has an effect of raising earth's atmospheric temperature yet at levels of more than 0.004% could result in insignificant changes in temperature. Further discussion is available at: <https://checkvist.com/checklists/583700>

There are 62 atmospheric processes defined on pages 156 & 157 of Green and Wyatt's book entitled '*Atomic and Space Physics*' published by Addison Wesley, let alone the many combinations of materials within our atmosphere. Four and a half billion years of earth's history cannot be boiled down to one natural trace gas whose only 'sin' is to be associated with taxable hydrocarbon fuels and whose many benefits are ignored, let alone that it cannot affect climate.

Earth's dynamic open atmosphere is the very opposite of a physical greenhouse and internationally eminent Canadian climatologist Professor Tim Ball explains the fundamental dynamics well when he says that on our planet the sun warms earth's surface. The surface by contact (conduction) warms the moving circulating atmosphere. Through conduction and convection the atmosphere cools earth's surface.

It then becomes a matter of conjecture that occupies hours of scientific debate as to whether something that cools the surface can warm it as the UN IPCC and CSIRO claim.

Secondly, latent heat of water cools earth's surface.

Yet these primary movers of heat and proven dominant heat transfer mechanisms (conduction, convection, latent heat) are ignored and instead a greenhouse effect is conjured based supposedly on the work of pioneers in atmospheric studies 200 years ago. Those scientists did not understand mechanisms in the atmosphere and contradicted each other. Arrhenius, on whom the UN IPCC relies, contradicted his own claims within a matter of years.

During our questioning, the CSIRO admitted that it has not advised any politician to label carbon dioxide as "carbon pollution" or in any way to label carbon dioxide as a pollutant. The UN IPCC has confirmed that nowhere in its reports is carbon dioxide listed as a pollutant. Yet such labels are rife among Labor and Greens politicians.

With the UN IPCC, politicians and CSIRO relying on the undefined, unsupported and vague 'greenhouse' claim it is easy to understand why the UN IPCC's climate models have failed.

4. Questionable Computerised Numerical Models

CSIRO cannot explain the reality that temperature and carbon dioxide show many divergences. The empirical data shows divergence is more common than correlation. Why would anyone think there's any relation at all? Scientists wouldn't.

Clearly, CSIRO's empirical evidence does not prove that carbon dioxide from human activity needs to be cut. Perhaps that is why, tellingly in a presentation requested on empirical evidence, CSIRO chose to cite output from computerised numerical models in support of their case.

Computerised numerical 'models' relied upon by CSIRO and the UN IPCC fail to mimic atmospheric principles and processes. The models are based on cells each of which covers large geographical

parts of earth and this dictates adhoc simplifications and fiddling rather than proper application of the laws of physics.

The models are unvalidated and based largely on factors with very low levels of understanding and omit or downplay significant natural drivers of climate variability known to control climate.

Even the UN IPCC's latest report in 2013 admitted that its models are erroneous and the UN IPCC has no understanding of why its models are wrong. That confirms that the UN IPCC does not understand climate's real drivers.

Quoting climate researcher and investigator John McLean on facts from the latest UN IPCC report is revealing:

"The fifth and latest IPCC assessment report, published in 2013, showed that climate models failed to predict the absence of warming from 1998 and 2012, and that climate scientists have no clear idea of why they failed.

1. *"... the rate of warming over the past 15 years (1998–2012; 0.05 [–0.05 to 0.15] °C per decade) ... is smaller than the rate calculated since 1951 (1951–2012; 0.12 [0.08 to 0.14] °C per decade)." [UN IPCC Summary for Policy Makers (SPM), page 3, section B.1, bullet point 3, and in full Synthesis Report on page SYR-6]*

2. *"... an analysis of the full suite of CMIP5 historical simulations (...) reveals that 111 out of 114 realisations show a GMST trend over 1998– 2012 that is higher than the entire HadCRUT4 (temperature data) trend ensemble (ground- based atmospheric temperature measurements)" [WGI contribution, chapter 9, text box 9.2, page 769, and in full Synthesis Report on page SYR-8]*

3. *"There may also be a contribution from forcing inadequacies and, in some models, an overestimate of the response to increasing greenhouse gas and other anthropogenic forcing (dominated by the effects of aerosols)." [SPM, section D.1, page 13, bullet point 2, and full Synthesis Report on page SYR-8]*

4. *"This difference between simulated [i.e. model output] and observed trends could be caused by some combination of (a) internal climate variability, (b) missing or incorrect radiative forcing and (c) model response error". [WGI contribution, chapter 9, text box 9.2, page 769]*

Explanations:

1 – *According to statistical practices the trend in temperature from 1998 to 2012 (the 15 years prior to the report being drafted) falls somewhere between slight warming and slight cooling. In other words there is no certainty that any warming occurred.*

2 – *Despite claims of the accuracy of climate models most of the model runs (97%) wrongly predicted warming from 1998 to 2012.*

3 – *The IPCC is admitting that "some models" – we are not told how many, so maybe it's almost all – exaggerate the influence of CO₂ (carbon dioxide) and other greenhouse gases.*

4 – *The models could be wrong for a number of very basic and general reasons; the IPCC really doesn't know why the models failed."*

Canadian statistician Professor Ross McKittrick has identified that the UN IPCC has subsequently modified previous UN IPCC projections in an effort apparently to reduce the perceived discrepancy between erroneous projections and actual temperature measurements. Nonetheless CSIRO relies

upon these erroneous, unvalidated, ‘theoretical’ numerical computer models contradicting empirical evidence and based on a vague and unsubstantiated greenhouse supposition.

Has CSIRO resorted to computer models because there is no way that empirical data can prove carbon dioxide drives temperature and climate change? If so and instead of the causal logic why did CSIRO resort to models that are unvalidated and have been proven wrong, a fact admitted by the UN’s climate body?

It is telling that the UN IPCC, in its charter, is specifically restricted to investigate only human drivers of climate and ignore natural drivers. That means it doesn’t understand and cannot understand natural causes, or at the very least is forced to neglect natural causes.

Various graphs at <https://checkvist.com/checklists/583700> show that El Nino and solar factors provide better explanations of climate variability than does carbon dioxide.

Instead of wasting money investigating carbon dioxide in support of a political agenda, we need to spend a fraction of that money to investigate natural drivers of climate, and better understanding of what really drives climate. That would help us to protect people and enhance their lives. It would make for sound policy protecting and supporting the people of Queensland and Australia.

CSIRO’s statement 6.5 in its presentation to us that “the earth has warmed as a result of the enhanced greenhouse effect” is not supported and is false. The data outlined above proves this statement is false.

Referring to our compilation of empirical evidence (<https://checkvist.com/checklists/583700>), Jones (2016) in the journal Nature, concludes that climate model simulations that include anthropogenic forcing are not compatible with the observed trends in empirical data.

CSIRO’s statement 6.6 that “other forcings cannot explain the magnitude, timing and distribution of observed trends” is not substantiated and contradicts the empirical data.

Perhaps that is why CSIRO clearly states that it accepts no responsibility for the accuracy of its models. For example, the CSIRO’s common disclaimer states: “This report relates to climate change scenarios based on computer modelling. Models involve simplifications of the real world that are not fully understood. Accordingly, no responsibility is accepted by the CSIRO for the accuracy of forecasts or predictions inferred from this report or for any person’s interpretations, deductions, conclusions, or actions in reliance of this report”.

The basic scientific test is: can the models forecast into the unknown future? Climate models based on carbon dioxide cannot and they fail.

It is disturbing that CSIRO relies on and supports the UN’s politicised climate body, the IPCC. In each of the UN IPCC’s last three reports there is just one chapter claiming warming and attributing it to carbon dioxide from human activity. These are in 2001 chapter 12, in 2007 chapter 9 and in 2013 chapter 10. These contain no empirical evidence or logic proving human cause. They contradict scientific principles yet CSIRO offers its support for the UN IPCC.

In our discussion with CSIRO it refused to state that carbon dioxide from human activity is a danger. CSIRO has never advised that carbon dioxide is “carbon pollution”.

Summary of Temperature and Carbon Dioxide Claims

In summary, recent temperatures are not unprecedented and neither are rates of warming that ended 21 years ago. Neither are carbon dioxide levels and variability unprecedented. Humans affect neither for the following reasons:

- a) The empirical data proves no change is occurring in temperatures or climate factors. That is the reverse of what we're told.
- b) At times changes in the carbon dioxide level are often not associated with changes in temperatures and at other times are as a result of changes in temperature, not a cause. That is the reverse of what we're told.
- c) Humans do not and cannot affect the level of carbon dioxide in air globally. Physical evidence, natural processes and Henry's Law combine to show human activity does not and cannot affect global climate. That too is the reverse of what we're told.
- d) Warming is beneficial because after all science classifies past warmer periods as climate optimums. Again, that is the reverse of what we're told.

The empirical evidence repeatedly contradicts CSIRO's core claim that is based on selective data that misrepresents climate.

Nowhere did CSIRO state that warming is detrimental and that carbon dioxide from human activity needs to be cut. Nowhere did CSIRO specify any effect in terms of specific temperature changes. It can't because the UN's fabled 2-degree temperature increase was plucked out of the air and contradicts science.

CSIRO has not yet provided any evidence that their climate models can predict the future climate with such certainty that extraordinarily large sums of money should be spent on mitigating climate change rather than addressing other serious and real humanitarian and environmental issues.

The cost of CSIRO to Australia is enormous, directly and indirectly:

- Direct costs are the cost of operating CSIRO and the opportunity cost of CSIRO resources that could be used more effectively elsewhere;
- Indirect cost of policies 'justified' on CSIRO advice and the enormous opportunity cost of real and serious humanitarian and environmental challenges that could be addressed when we stop diverting resources to chasing carbon dioxide, nature's trace atmospheric gas essential to life on earth;
- Indirect cost of climate policies shutting down industry and wrecking our economy;
- Indirect costs of destroying the scientific method responsible for human safety, security and comfort;
- Indirect costs of freedom curtailed by the UN's 1992 Rio Declaration for twenty first century global governance enacted through stifling regulations dictated by the UN in the name of sustainability, biodiversity and climate change.

Chief Scientist Finkle's written response is now awaited after his unconvincing reply in Senate Estimates questioning on Thursday 20 October 2016 raised serious concerns about his vague responses.

FACTUAL DRIVERS OF TEMPERATURE VARIABILITY AND CLIMATE VARIABILITY

Climate and Weather are about Energy Moving Around our Planet

Understanding weather and climate requires understanding the flow of energy around our rotating planet as parts are alternately heated and cooled every 24 hours. The amounts of energy involved are mind-boggling as one cyclone, for example, can 'pump' water from the Pacific Ocean and lift it hundreds of kilometres inland to drown much of our large state. These are incomprehensible volumes, weights and energies in a natural and common weather event.

With this understanding of climate's complexity it is remarkable that in their peer-reviewed scientific paper McLean, Carter, de Freitas (2009) show that Southern Oscillation El Nino cycles are closely related to changes in temperature. (See Figure 4).

Among factors from galactic to terrestrial, the factors proven to be most influential on climate include: regional cyclical decadal ocean-atmosphere circulation patterns such as El Nino Southern Oscillation and North American Oscillation; variations in the sun's solar output, solar particles, magnetic field polarity and strength; atmospheric water content and cloud cover; ocean temperature, salinity, currents and sea surface temperature and volcanic activity.

Temperature correlates far better with the sun (solar effect) than with carbon dioxide. See graphs at <https://checkvist.com/checklists/583700>

Incidentally, although we cannot affect global temperature or climate through our use of hydrocarbon fuels, if we could control earth's thermostat we would raise the temperature because past warm periods are shown in history and in science to be beneficial.

Similarly, although the data proves we cannot affect the level of carbon dioxide in air, if we could, we would increase plant growth rates and agricultural yields, as proven in the earth's many past periods with far higher carbon dioxide levels when life flourished.

PROBLEMS WITH CSIRO'S METHODOLOGY

CSIRO has not provided empirical evidence proving carbon dioxide from human activity affects global climate or temperatures.

We note that CSIRO has not done its due diligence on BOM's temperature data and has not adequately investigated cause-and-effect. Both these issues are fundamental to science.

CSIRO admits that its advice on climate is not suitable for policy, yet Minister Greg Hunt has repeatedly stated that his climate policy relies on advice from CSIRO.

CSIRO contradicts science and history.

Its presentation was in some ways unscientific in that it:

- Relied on varied, arbitrary and inconsistent time periods and scales;
- Used periods of varied duration yet ignored earth's history;
- Showed poor understanding of variation, especially cyclical variation and inexplicably it assumed linear trends for part of data sets;
- Used assumptions based on a presumption that we will see significant impact within a lifetime;
- Grossly misled in not showing the entire temperature data set from 1860;
- Excluded reliable data showing Australia was warmer in the 1880's and 1890's and excluded periods that were wetter and with more floods and excluded Australia's most severe drought.

When questioned about using land-based temperatures only from 1910 onwards CSIRO said that it omits land-based temperatures before 1910 because they are unreliable, yet CSIRO uses sea-surface temperatures from before 1910 despite admitting they were from just a few ships.

In reality, reliable temperatures from before 1910 are available yet show temperatures were warmer before 1910 and in many cases temperatures in the 1880s-1890s were warmer than today.

Datasets were not specified for some of CSIRO's graphs, including one attributed to NASA.

CSIRO's presentations included false claims.

CSIRO's graph presented mean temperatures. That shows warming. Yet temperature maximums are generally considered a better measure of regional temperature variability and shows much less warming. That reduces the trend to 0.4°C per century. Further, CSIRO did not mention the included urban heat island effect.

CSIRO is closely connected with David Karoly, one of the most prominent academics in a senior position within the UN's Intergovernmental Panel on Climate Change (UN IPCC). Like the other nine most prominent Australian academics advocating climate alarm, he has repeatedly failed to provide empirical evidence of causation; he contradicts empirical evidence and is funded by taxpayers.

CSIRO was not able to show that the UN IPCC is an unbiased independent organisation, that the UN IPCC is not a political organisation, that the UN IPCC is objective in showcasing the work of its authors, or that the UN IPCC has remediated all the many serious shortcomings and deficiencies listed in the Inter-Academy Council's (IAC) Climate Change Assessments in August 2010, Review of the Processes and Procedures of the UN IPCC. The IAC is the world's peak scientific academic body.

The onus is on CSIRO to prove its climate advice and claim. They have not done that.

My 2013 report on CSIRO provided in my role as a management consultant raises many serious issues. It is available together with appendices at:

<http://www.climate.conscious.com.au/CSIROh!.html>

The report, and its appendices 6 and 6a, detail serious issues including the apparent conflicts of interest of the then CSIRO Chief Executive Dr Megan Clark. It raises the advocacy for global governance by CSIRO 'scientists' funded by taxpayers. Finally, it includes disturbing comments by Professor Garth Paltridge who was a chief research scientist with the CSIRO division of atmospheric research and the chief executive of the Antarctic and Southern Ocean Co-operative Research Centre.

Peter Bobroff AM advises that a former CSIRO Deputy CEO advised him that '*CSIRO would never utter a public statement that imperilled its funding.*' Sadly and disturbingly, such anecdotes are not rare.

WHY AND WHO?

You May Ask: Why Haven't People Seen This Before?

The answer is partly because members of Parliament, journalists and academics have failed to do their due diligence and understand the basics of scientific process. They've fallen for excuses and imitations of science, not science itself. Additionally people have found it daunting because of the powerful and clever emotive campaign initiated by the UN in its political agenda, later supplemented by Al Gore's movie *An Inconvenient Truth* that successfully shutdown debate by framing opponents to his climate claims as anti-environment and as being part of an 'uncaring, dishonest and shameful tiny minority'.

Instead of empirical evidence proving cause-and-effect, modern media force-feed us with myths that are easy to understand yet are the very opposite of science. These include:

- People in authority such as ministers expressing beliefs or opinions not science;
- Implied or explicit fearful projections that naturally cause emotion to overrule reasoning despite contradicting the science;
- Emotive statements and pictures of cute cuddly animals and smiling baby dolphins that distract from the lack of empirical evidence;
- Activists invoking morality and shaming those who dare to present facts disagreeing with the activists' position; invocations of morality such as claiming to protect our children's future or to protect emotive icons such as the Great Barrier Reef or Bondi Beach, ...
- Name-calling, labelling and smearing people who disagree so as to silence their colleagues afraid of speaking out. Use of dishonest labels such as 'denier' implying holocaust denier; anti-Semitic; conspiracy theorist; smearing directly or subtly those questioning alarming climate claims;
- Portraying natural weather events and inherent natural variation as process change when in reality they confirm natural weather events in an unchanged climate;
- Falling for, citing and relying on manipulated data taken out of context;
- Broad and generalised yet unsubstantiated claims contradicting empirical evidence yet sounding plausible and appearing 'scientific';
- False and misleading claims of 'consensus'. When the data on John Cook's claimed 97 per cent 'consensus of scientists' is analysed, it reveals only 0.03 per cent of those scientists make the claim of dangerous warming and none has empirical evidence;
- Universities and schools today subtly teach people what to think, not how to think;
- Using the UN IPCC's politically driven allocation of levels of uncertainty that imply statistical validity yet are allocated politically;
- Appeals to authority implying that the experts such as CSIRO, BOM, UN IPCC, NASA-GISS have the evidence when they do not;
- Implying peer-review despite the scientific literature lacking empirical evidence of cause that is essential for true scientific peer-review;
- Output, directly or implicitly from unvalidated computerised numerical models that the UN IPCC admits are erroneous and based largely on factors with very low levels of understanding and that omit or downplay significant natural drivers of climate variability and that are known to control climate;
- Use of UN IPCC diagrams that depend on the implied assumption of the unusually high temperatures that are not really occurring;
- Hiding behind the UN's damaging Precautionary Principle;

Sadly, glossy CSIRO booklets and public speeches by CSIRO employees use many of these methods.

Some MPs have tried to obtain the empirical evidence. In May 2006, my own federal MP Jane Prentice advised me and two fellow constituents that she continued to have difficulty getting empirical evidence of human cause from Minister Greg Hunt despite her many requests.

There is a larger agenda though as shown by the late Maurice Strong, first Secretary-General of the United Nations Environmental Program that has pushed a political agenda to have control over people and nations.

You May Ask: Why Are They Doing This?

A lot of people have been misled, including a lot of good people with honest and noble intentions.

Understandably, many seem upset and threatened with the fear and thought of the possibility that they could be wrong in assuming humans are changing climate.

For most people the reasons are easily understood and have been repeated throughout history. These include groupthink driven by a desire to conform and belong, weakness, compelling propaganda and the herd mentality that leads to mob rule, especially within parliament.

It is simply human behaviour for humans to want to conform and this is repeatedly shown throughout history, making us vulnerable to herd mentality and groupthink. This is worsened by compelling propaganda such as the cleverly designed movie *An Inconvenient Truth*. Once respected groups are swayed it becomes easier to influence the wider community. For example, the National Press Club has in the last decade hosted 23 advocates of alarm, just two advocates of scepticism and one debate. Most recently my request for a debate with Greens Senator Larissa Waters has been rejected on the basis of "it won't sell tickets." Similarly once a few key people in each party are converted away from science and onto beliefs it becomes easy for whole parties and parliaments to be moved and managed.

Additionally the money involved is astronomical and Maurice Strong's cleverest stroke was in systematically aligning the interests of many diverse groups. We are facing down a trillion dollar industry.

Strong was remarkably successful in gaining control of weather agencies such as BOM, NOAA (USA), UK Met Office, Environment Canada in major western nations and science agencies, hijacking once-honest agencies, such as the British climate research facilities established by Henry Lamb, and through politicians such as Al Gore getting control over government agencies such as NASA-GISS and through government funding of agencies such as CSIRO.

You May Ask: Who Benefits from Climate Alarm?

- Academics and climate scientists feeding off government grants. Many climate scientists and many other scientists have a conflict of interest because without the claim of human effect, they would lose their income. The grants would end. With the government funding only one side of the discussion it promotes only one side of the argument. Ironically, that side, even without empirical evidence gets to set the agenda in the media and in politics;
- Politicians such as Kevin Rudd in 2007 wanting power and buying votes;
- Politicians such as John Howard in 2007 clinging to power and buying votes. Howard, to protect his Prime Ministership, endorsed human cause of climate variability yet after his dismissal he publicly stated he was agnostic on climate. Despite this he lumbered Australia with the Renewable Energy target. His was the first party to have a carbon dioxide trading scheme (tax) and he was the man who stole farmers' private property rights to ensure compliance with the Kyoto Protocol; despite not signing the protocol;
- Major international banks who openly admit trading carbon dioxide credits is worth trillions of dollars to their income and whose boards included the previous CSIRO Chief Executive;

- Universities seeking grants and funding;
- Government agencies such as CSIRO and BOM dependant on government funding;
- Quasi-government agencies such as the Great Barrier Reef Marine Park Authority required to make claims supporting government policy; contradicting empirical evidence;
- Parliamentary backbenchers who are promoted to ministry for parroting the party line and once appointed as minister are afraid of breaking the party line;
- UN bureaucrats whose position relies on departments set up to push climate claims;
- Government broadcasters such as the ABC that rarely presents sceptic arguments and misleads the public in subtle ways including the use of billowing steam to backdrop discussions on invisible and scarce carbon dioxide. The ABC takes no responsibility for academics misrepresenting climate or science yet continues to give them a voice. The ABC does not insist on empirical evidence of cause-and-effect and instead endorses unscientific myths. It gives little airtime to sceptics and smears or ridicules sceptics while validating advocates of alarm. The ABC faces no external scrutiny and, unlike commercial broadcasters, complaints are answered by ABC staff. The ABC has become a propaganda outfit;
- The UN itself as a vehicle for people such as Maurice Strong who pushed a personal agenda as a way of taking political power and control over others. This is particularly easy in massive bureaucracies such as the UN where accountability is non-existent and the representatives from many countries follow like a herd;
- Nongovernment organisations such as Greenpeace and WWF aided by foreign-funded agencies such as GetUp! who build political power and influence.

We all assume the best in people and in institutions yet there is absolutely no evidence for that assumption of faith in institutions. Although individuals are usually honest and intelligent, when collected as a herd, rationality can be lost. Examples of herds include parliament, universities and agencies depending on external funding. As history and current events show, without the discipline of a market these can be hijacked for political ends.

Senator Birmingham, former Parliamentary Secretary to the Minister for the Environment (Greg Hunt) on Thursday 13 October 2016 answering a question in the Senate, on behalf of the Energy Minister said: “The Turnbull government accepts the science of climate change. We take our advice from the Chief Scientist, the CSIRO. The Bureau of Meteorology, the Department of the Environment and Energy as well as leading world scientific organisations such as the World Meteorological Organisation”. Note his use of appeals to authority despite these organisations using the same corrupted temperature datasets and despite none having any empirical evidence showing that carbon dioxide from human activity affects climate and must be cut. Senator Birmingham relies on these appeals to authority despite the CSIRO saying (a) that government should not rely on CSIRO’s advice to form policy and (b) that CSIRO refuses to state that carbon dioxide from human activity is a danger.

Misrepresentation of science and climate is a form of control over people’s minds. It is yet another example of the everpresent tussle between control and freedom that has been playing out as part of the Human Condition for millenia. It is another example of the tyranny of the minority who control the political and media agenda.

You May Ask: Who Pays?

- Taxpayers;
- The progress of civilisation as it depends on science, that is being destroyed;
- Public policy, when it is based on opinions and political and personal agendas, rather than objective science and hard facts;
- Children whose critical thinking ability is being eroded by an education system that is brainwashing people rather than developing people;

- The Australian community broadly through the destruction of our constitution in implementing the UN's global governance agenda;
- All taxpayers who fund academics and politicians misrepresenting the science as a way of justifying further tax increases including the open-ended upward-ratcheting carbon dioxide tax, implemented on 1 July 2016 by the Government with assistance from the Greens and ALP.

We acknowledge the courage of MPs publicly sceptical of climate claims. These include: Craig Kelly, George Christensen, Cory Bernardi, Pauline Hanson and others.

We acknowledge the courage of scientists within academia who show the fortitude to base comments on science and to question orthodoxy, sometimes despite threats of dismissal for speaking out. These include: Peter Ridd, Stewart Franks and Cliff Ollier and others.

We acknowledge journalists such as Andrew Bolt, Paul Murray, Alan Jones, Chris Kenny, Grant Goldman, Graham Lloyd and others, who show the courage to research the evidence and then speak out.

We acknowledge prominent business people who speak out against the corruption or misrepresentation of science and especially those such as Maurice Newman who speak out against the UN's governance campaign.

We acknowledge the many scientists and everyday Australians now breaking free of the fear of being called names and labelled 'deniers' in order to speak out.

That is the real climate issue: freedom of thought and speech.

CONCLUSIONS AND CALL TO ACTION

This report, by citing the empirical evidence, conclusively proves that carbon dioxide from human activity has no affect on climate and does not need to be cut.

Australia must now move to unravel this enormous mess.

The report publically demands that we need:

- Government policy based on science.
- CSIRO to:
 - a) Restore scientific integrity and make decisions based on empirical evidence proving causation;
 - b) Stop the waste of the public's money;
 - c) Bring attention and resources back to real and serious humanitarian and environmental issues and protect our nation's sovereignty and way of life.
- An independent inquiry into CSIRO and BOM.
- Our government to reject the Paris 'Agreement'.
- An Aus-exit from the UN.
- Australian business leaders and union bosses to stand up on climate and protect jobs.
- Australian university Vice-Chancellors to stop presiding over and endorsing the work of so-called scientists who cannot provide cause-and-effect and to dismiss such academics misrepresenting science.
- To bring back constitutional governance. Our federal government has become a central government and is out of control with waste, debt and low accountability. We need to restore competitive federalism with states returning to behaving as sovereign states.
- The State governments to hold an inquiry into desalination plants, renewable energy and other failed policy outcomes.
- To reform our public institutions from public service, government agencies, universities, education,

Climate alarm reveals a comprehensive failure in governance, journalism, education, federal politics and state politics. CSIRO's behaviour shows low accountability and confirms that modern governance cannot be trusted to protect people's assets. The only solution is to minimise central government by restoring to tax payers the decision on who is best to spend taxpayers' money.

We need to rebuild our state's solid financial and asset base, as did Sir Joh Bjelke-Petersen, in service to the people of Queensland. Pauline Hanson is the singular leader that can continue this legacy of building a great state and nation.

As mentioned in my first media conference as a senator, accountability, cost-of-living and security are my three priorities, with tax featuring in all three. Our Party will be digging deeply into taxation and other topics hidden by weak or dishonest politicians that have lacked accountability since 1944.

We will not allow the continued deindustrialisation of our country. There is no reason for reversing the human progress of the last 160 years that has seen billions of people liberated from nature's vagaries and threats.

We must continue to expose the Greens for their policies and behaviours that are anti-science, anti-environment, anti-industry, anti-development, anti-education, anti-poor, anti-social, anti-integrity, anti-morals, anti-family, anti-women, anti-Australian, anti-freedom and anti-human.

We call on Greg Hunt as Minister for Science, Josh Frydenburg as Minister for Energy and the Environment, Mark Butler as Labor spokesperson for climate change and Anastacia Palaszczuk as Premier of Queensland, to restore government integrity.

We invite the Greens, Labor, Liberals and Nationals to present their empirical evidence that is the basis of their policies harming everyday Australians and destroying our country. We invite them to join with us in bringing back our country.

**Freedom is the power to think, speak and act as we want or need
with implicit responsibility for the impacts of our actions.**

APPENDIX 1

1. Letter to Dr Larry Marshall, CSIRO
2. Biographies of Scientific Team

Surplus notes:

Some academics misunderstand this simple statement and confuse the issue as they get lost on other topics such as thermodynamics. Yet the fundamentals are clear.



Senator Malcolm Roberts

One Nation Senator for Queensland

BIOGRAPHIES

Professor Tim Ball, Canada

BA (Honours), Gold Medal Winner, University of Winnipeg
1970 MA, University of Manitoba
1971 PhD (Doctor of Science), Queen Mary College
1982 University of London (England)

Professor Ball has prolifically published material in the arena of busting climate change myths. His material includes:


- Briggs, Smithson and Ball, 1992 of **"Fundamentals of Physical Geography"**, Second Edition
- Copp Clark and Pitman Toronto p604, **"An Iconoclast's View of Climatic Change"** *Canadian Water Resources Journal*, Vol 17, No2 1992 2007
- MG Dyck, W Soon, RK Baydack, DR Legates, S Baliunas, TF Ball and LO Hancock' **Polar bears of western Hudson Bay and climate change: Are warming spring air temperatures the "ultimate" survival control factor?** *Ecological Complexity* September, p 73-84, 2009
- Ball T, **Climate Change: Dangers of a Singular Approach and Considerations of a Sensible Strategy.** *Energy and Environment* Volume 20, Number 1 – 2 pp 201-205



Senator Malcolm Roberts, Australia

B Eng (Honours) (University of Queensland)
MBA (University of Chicago Graduate School of Business)

Malcolm was elected to the Senate for Queensland as a member of Pauline Hanson's One Nation Party in 2016. He has spent the previous years researching the extensive empirical data on global temperature and climate and on carbon dioxide, including data that the UN IPCC cites and relies upon at the core of its reports to national governments and media.



After starting his working life as a vineyard worker and coal face underground miner, Senator Roberts' professional experience includes extensive management and leadership.

Mr Tony Heller, America

Bachelor of Science Geology (Arizona State University)
Masters in Electrical Engineering (Rice University)



Under the pen name of Steve Goddard, Mr Heller is a climate blogger, climate historian, climate analysis software developer and his work has been featured at US Senate hearings. As a lifetime environmentalist he testified at a Congressional hearing at age 15 in support of a wilderness area in Utah.

Tony has worked professionally as a geologist on the Safety Analysis Report for the Department of Energy's Nuclear Waste Disposal Project (WIPP) and at the Los Alamos National Laboratory in geothermal energy research, oil shale development (for President Carter), volcano research, geothermal energy research and methane hydrate research.

Mr Heller has taught math and science to high school students at Oak Creek Ranch School in Arizona, and served as the Athletic Director. As an engineer at the Sandia National Laboratory he worked as the Hardware representative to Vice President Al Gore's public key encryption consortium, and as a climate and weather model software development consultant to the National Centre for Atmospheric Research.

His other professional experience includes:

- Member of the Power PC microprocessor design team at Motorola/IBM/Apple, the Itanium / 17 microprocessor design team of Intel and SH_5 microprocessor design manager at ST Microelectronics
- Founder and lead developer of the Visual Media graphics startup in the UK
- BAE - Department of Defense drone imaging software development
- QRC - Department of Defense cell phone and trunked radio monitoring software
- Google - motion tracking software development for their virtual reality system
- Xetawave - software development for remote control radio systems



Mr Darren Nelson, America / Australia

Bachelor of Economics (Honours) ANU (economic history)
Master of Commerce (Distinction) UNSW (business law)

Darren Brady Nelson is a dual citizen of Australia and the USA. Darren was born and raised in Milwaukee Wisconsin but has spent most of his adult life in Australia.

Darren's career as an economist in the mid-1990s to early 2000s largely centred around National Competition Policy for the likes of NSW Treasury and the Queensland Competition Authority. His focus afterwards at Arthur Andersen and as a freelance economist throughout the rest of the 2000s has been mainly on the applied economics of infrastructure regulation and pricing. This included two years in the UK.

From 2010 to the present, Darren has increasingly devoted his time and efforts to the economics and ethics of liberty in Australia, the UK and the USA. During this time he has increasingly drawn from the real-world-based Austrian School of economics, whilst retaining the best of the other schools like Chicago and Virginia.



SENATOR MALCOLM ROBERTS
One Nation Senator for Queensland

Dr. Larry Marshall
Chief Executive
CSIRO
GPO Box 1700
Canberra ACT 2600
Larry.Marshall@csiro.au
+61 2 6276 6621

Dear Dr. Marshall:

As you likely know, from 2008 and onwards, government ministers have stated that their climate policy and position are based on advice from CSIRO.

As a newly elected senator for Queensland I am deeply concerned with the spending of billions of dollars of my constituents' money as a direct result of climate policies based on the claim that carbon dioxide from human activity is detrimentally affecting Australia's climate. I am further concerned with the current and potential damage to the viability of key industries and loss of jobs. These climate policies are exporting Queensland jobs and adding significant burdens hurting my constituents' cost-of-living and security.

My research and investigations in Australia and internationally during the past eight years confirms that government climate policies contradict empirical evidence. Nonetheless, I am open to learning of your views directly and so I formally request that you provide me with CSIRO's empirical scientific evidence proving statistically valid human cause-and-effect on climate.

With your background I am confident that you understand that policy on such matters must be based on sound science; that empirical evidence decides science; and, that causation must be statistically valid and proven in a logical framework demonstrating cause-and-effect.

Given the devastation of economies and industries such as those of South Australia whose alternative energy policy is based on claims that carbon dioxide from human activity detrimentally affects climate, I respectfully request CSIRO's empirical evidence proving human causation be presented to me on Friday 16th September 2016 in my parliamentary office at a time mutually convenient to us both.

As a public servant to the people of Queensland and Australia I intend to fulfill my responsibilities and seek your clarification as a matter of importance and urgency.

I look forward to you and CSIRO fulfilling our joint responsibilities to my constituents.

Yours sincerely,

Malcolm Roberts
Senator for Queensland