

# HOW TO REGISTER FOR OUR MEMBERSHIP PROGRAM

**Step 1a:** To register for the Masello Membership Program, you must have an account with Masello. If you already have any account, have your account number ready you will need it to register.

**Step 1b:** If you do not have an account yet, call 1-800-828-0030 to open an account. You will need your cosmetology license, a major credit card, and a copy of your tax resale license.

**Once, you have your existing or new account number handy, you can proceed to Step 2!**



# HOW TO REGISTER FOR OUR MEMBERSHIP PROGRAM

**Step 2:** Click on the “MEMBERSHIP” tab found on the navigation bar of masello.com



Login/Sign up

CART: 0



HOME **MEMBERSHIP** OUR BRANDS INTRO DEALS EDUCATION EVENTS REWARDS SOCIAL ABOUT US

Register today  
for the online

**Masello Membership**



# HOW TO REGISTER FOR OUR MEMBERSHIP PROGRAM


**Step 3:** Complete the Masello Membership Application located at the bottom of the “MEMBERSHIP” page.

## Masello Membership

---

**Masello Account # \***  
Call 800.828.0030 if you do not have an account number already.

**Cosmetology License# \***

**Cosmetology License Expiration Date: \***  /  /    
MM DD YYYY

**Name \***  
   
First Last

**Salon Name \***

**Email \***

**Salon Address \***

**Salon City \***

**Salon State \***

**Salon Zip Code \***

**Salon Phone \***  -  -   
### ### ####

**Personal Phone \***  -  -   
### ### ####

---

**Which of these describes you? \***

<input checked="" type="radio"/> Salon Owner	<input type="radio"/> Salon Manager
<input type="radio"/> Stylist	<input type="radio"/> Booth Renter
<input type="radio"/> Student	<input type="radio"/> Receptionist
<input type="radio"/> Other	

---

**Provide your salon website:**

[Register Now](#)

# HOW TO REGISTER FOR OUR MEMBERSHIP PROGRAM

**Step 4:** Once you have submitted the Membership Application, click on the “Sign up” button located at the top-right of every page.



Login/**Sign up**

CART: 0



HOME

MEMBERSHIP

OUR BRANDS

INTRO DEALS

EDUCATION

EVENTS

REWARDS

SOCIAL

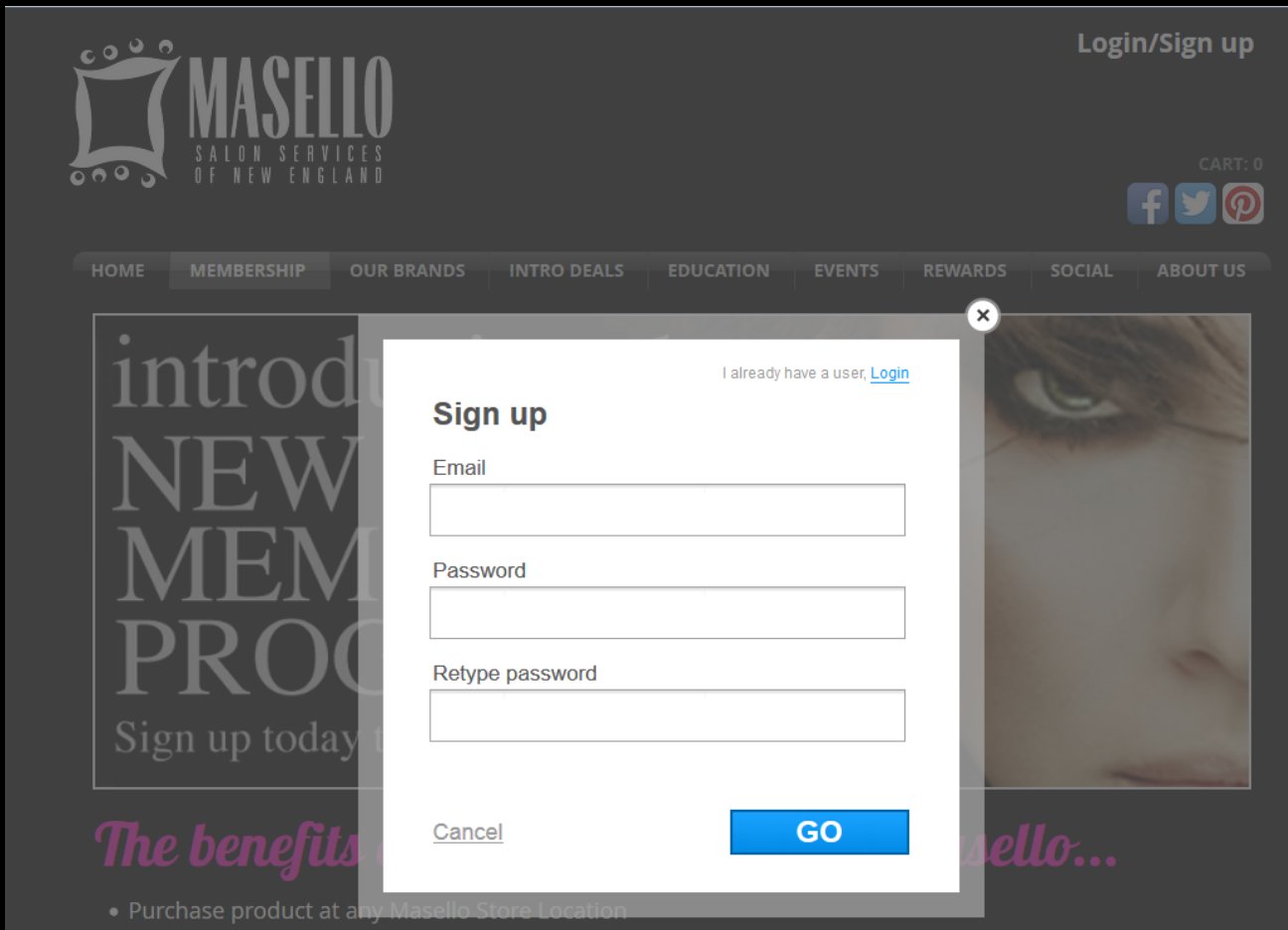
ABOUT US



introducing the  
**NEW MASELLO**  
MEMBERSHIP

# HOW TO REGISTER FOR OUR MEMBERSHIP PROGRAM

**Step 5:** Complete the “Sign up” form with your email address and create a password, then click the “Go” button.



The screenshot shows the Masello Salon Services website with a sign-up form overlay. The website header includes the Masello logo, navigation links (HOME, MEMBERSHIP, OUR BRANDS, INTRO DEALS, EDUCATION, EVENTS, REWARDS, SOCIAL, ABOUT US), and a Login/Sign up link. A cart icon shows 0 items. The sign-up form overlay has a close button (X) in the top right corner and contains the following text and fields:

I already have a user, [Login](#)

### Sign up

Email

Password

Retype password

[Cancel](#)

Below the form, there is a promotional banner for the membership program with the text: "introduce NEW MEM PRO Sign up today" and "The benefits... Masello...". A footer note states: "• Purchase product at any Masello Store Location".

# HOW TO LOG-IN TO THE MASELLO WEBSITE

**Step 6:** If your application has been approved, you may now log-in to the website. Click on the “Login” button found in the top-right of every page.



[Login/Sign up](#)

CART: 0



HOME

MEMBERSHIP

OUR BRANDS

INTRO DEALS

EDUCATION

EVENTS

REWARDS

SOCIAL

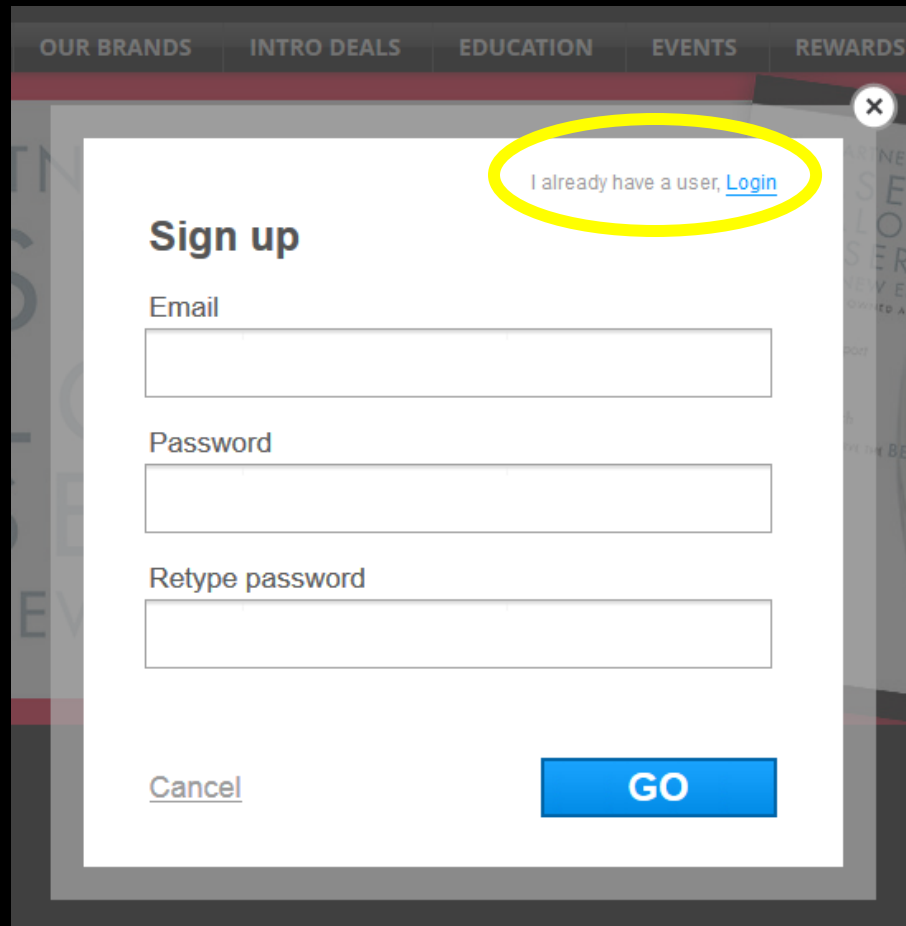
ABOUT US

WHY PARTNER WITH  
**MASELLO**  
SALON  
SERVICES  
OF NEW ENGLAND



# HOW TO REGISTER FOR OUR MEMBERSHIP PROGRAM

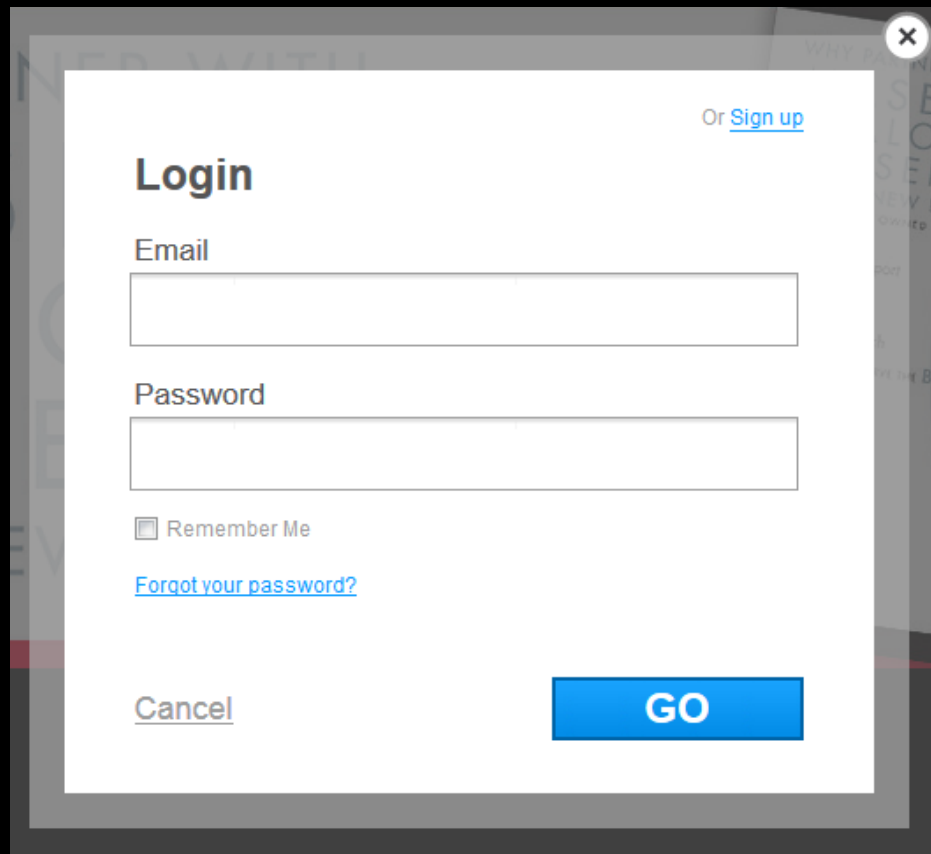
**Step 7:** In the top-right, click on the button that says “I already have a user [Login](#)”



The image shows a screenshot of a website's registration process. At the top, there is a navigation bar with links for 'OUR BRANDS', 'INTRO DEALS', 'EDUCATION', 'EVENTS', and 'REWARDS'. Below this is a modal window titled 'Sign up'. The modal contains three input fields: 'Email', 'Password', and 'Retype password'. At the bottom left of the modal is a 'Cancel' link, and at the bottom right is a blue 'GO' button. In the top right corner of the modal, there is a link that says 'I already have a user, [Login](#)', which is circled in yellow. A close button (an 'x' in a circle) is also visible in the top right corner of the modal.

# HOW TO REGISTER FOR OUR MEMBERSHIP PROGRAM

**Step 8:** Enter your email address and password and click the “GO” button. You will now be able to view Salon Promotions, Introductory Deals, and much more!

A screenshot of a login form. The form is white with a grey border and a close button (X) in the top right corner. It contains the following elements: a "Login" heading, a "Sign up" link, an "Email" label and input field, a "Password" label and input field, a "Remember Me" checkbox, a "Forgot your password?" link, a "Cancel" link, and a blue "GO" button.

Or [Sign up](#)

## Login

Email

Password

Remember Me

[Forgot your password?](#)

[Cancel](#) [GO](#)