


NWEA™: Mission and Purpose

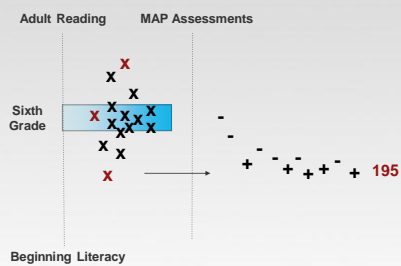
- » Our mission:
Partnering to help all kids learn®
- » Our purpose:
Growth and improvement of learning

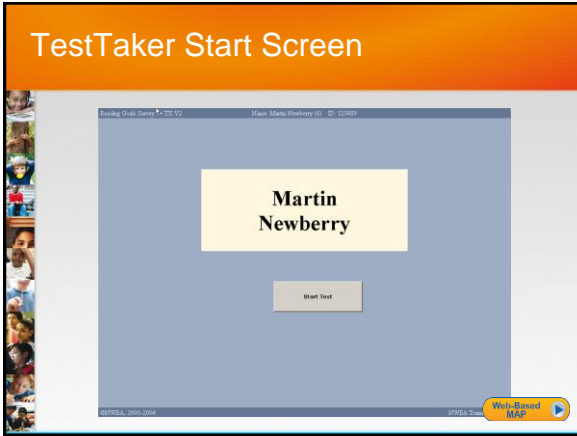
How Our Assessments Work

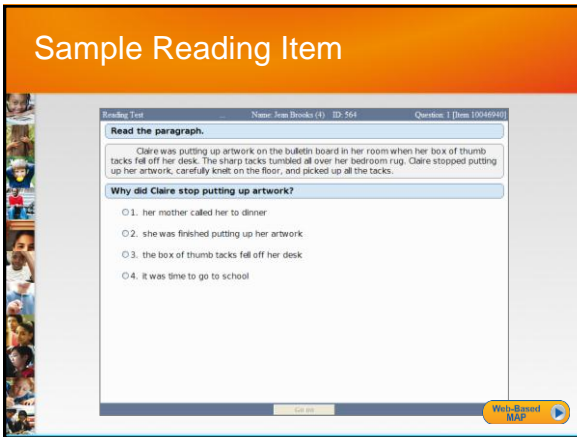
- » A story about Martin
- » Classroom experience
 - › Under-performer
 - › Easily frustrated
 - › Results not useful

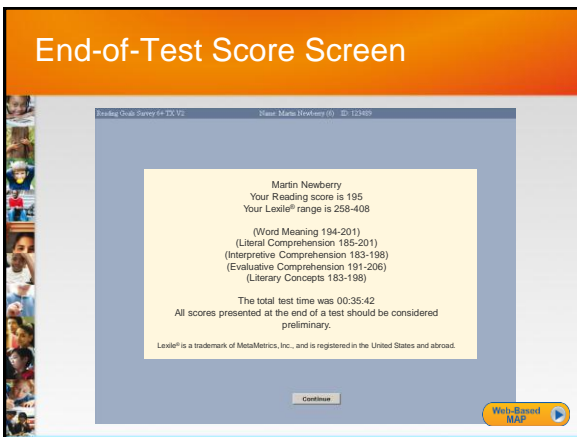


The MAP® Experience









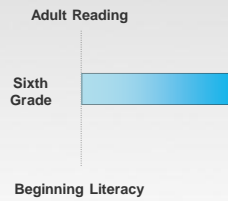
Features of MAP® Assessments

- » Challenging and appropriate
- » Dynamically developed
- » Accurate data
- » Untimed
- » Internal accountability
- » Measures growth
- » Immediate results

Internal Accountability 1

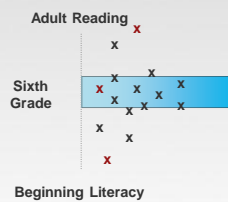
Assumptions of Graded Schools

- » Does this design meet the needs of all students?



Classroom Reality vs. Assumptions

- » How do we foster growth for all students?



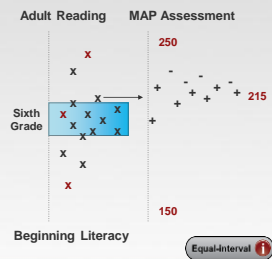
Instructional Level vs. Mastery

- » MAP assessments provide a student's *instructional level*
- » They provide a road map for students to achieve mastery
- » MAP is not an assessment for determining skills mastery

How We Measure Growth

Rasch unit (RIT) Scale

- » Achievement scale
- » Equal-interval
- » Growth over time
- » Consistent scale



Instructional Application

Martin Newberry
Your Reading score is 195
Your Lexile® range is 258-408

(Word Meaning 194-201)
(Literal Comprehension 185-201)
(Interpretive Comprehension 183-198)
(Evaluative Comprehension 191-206)
(Literary Concepts 183-198)

The total test time was 00:35:42
All scores presented at the end of a test should be considered preliminary.

Lexile® is a trademark of MetaMetrics, Inc., and is registered in the United States and abroad.



[illegible][illegible]

Uses of Data From MAP® Assessments

- » Instructional grouping
- » Monitoring growth
- » Course placement
- » Monitoring students in special programs
- » Intake testing
- » Parent conferences

-
-
-
-
-
-

NWEA™ Norms

~~typical~~

What are expected RIT and growth scores?

MAP® Reports

Teacher (Online Reports)	School	District
Teacher Report	All online reports	All online reports
Online Student Progress Report	Class Reports (Alpha and Rank)	All school reports
Instructional Resources Class by RIT	Grade Reports (Alpha and Rank)	District Summary Reports
	Achievement Status and Growth (ASG) Reports	District Growth Reports
	School Summary Reports	



View Student MAP

NWEA™ Resources

- » NWEA.org
 - › Kingsbury Center at NWEA
 - › SPARK Community
 - › Partner Support
- » Other ways to connect
 - › Facebook
 - › Twitter

Check Your Understanding

- » The following quiz reviews what you have learned.
- » You may choose to skip the quiz.

 SKIP
  CONTINUE

Wrapping It Up

» MAP assessments:

- › Are computer-based
- › Adapt for each student
- › Provide immediate feedback
- › Measure growth over time
- › Offer actionable data to improve student learning

Thank You!

Questions/Comments?

Click Contact at the top right of your screen
or email us at training@nwea.org.