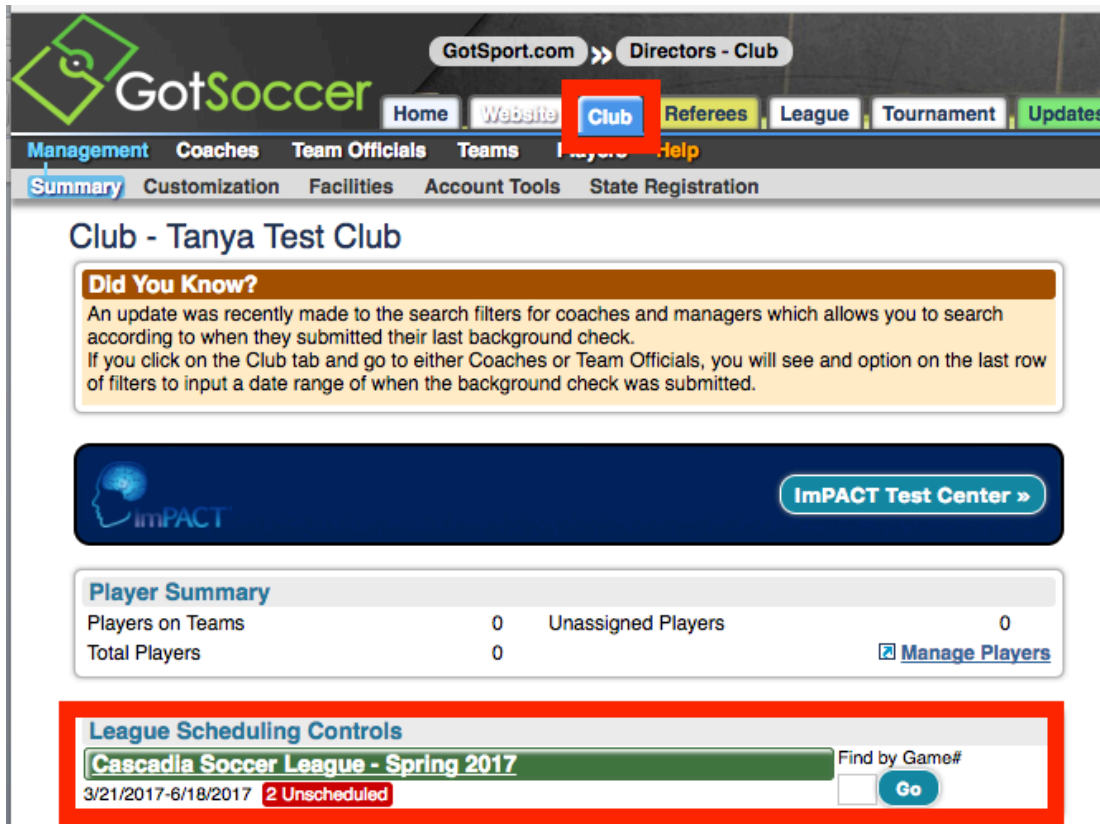


Club Scheduling

1. To view league games that need to be scheduled click on the "Club" tab, find the league you need to schedule games for, and then click on the league to bring up the scheduling chart.



The screenshot shows the GotSoccer website interface. At the top, there is a navigation bar with the GotSoccer logo and the text "GotSport.com >> Directors - Club". Below this is a menu with tabs: Home, Website, Club (highlighted with a red box), Referees, League, Tournament, and Updates. Underneath the menu is a sub-menu with tabs: Management, Coaches, Team Officials, Teams, Players, and Help. Below the sub-menu is another row of tabs: Summary (highlighted), Customization, Facilities, Account Tools, and State Registration.

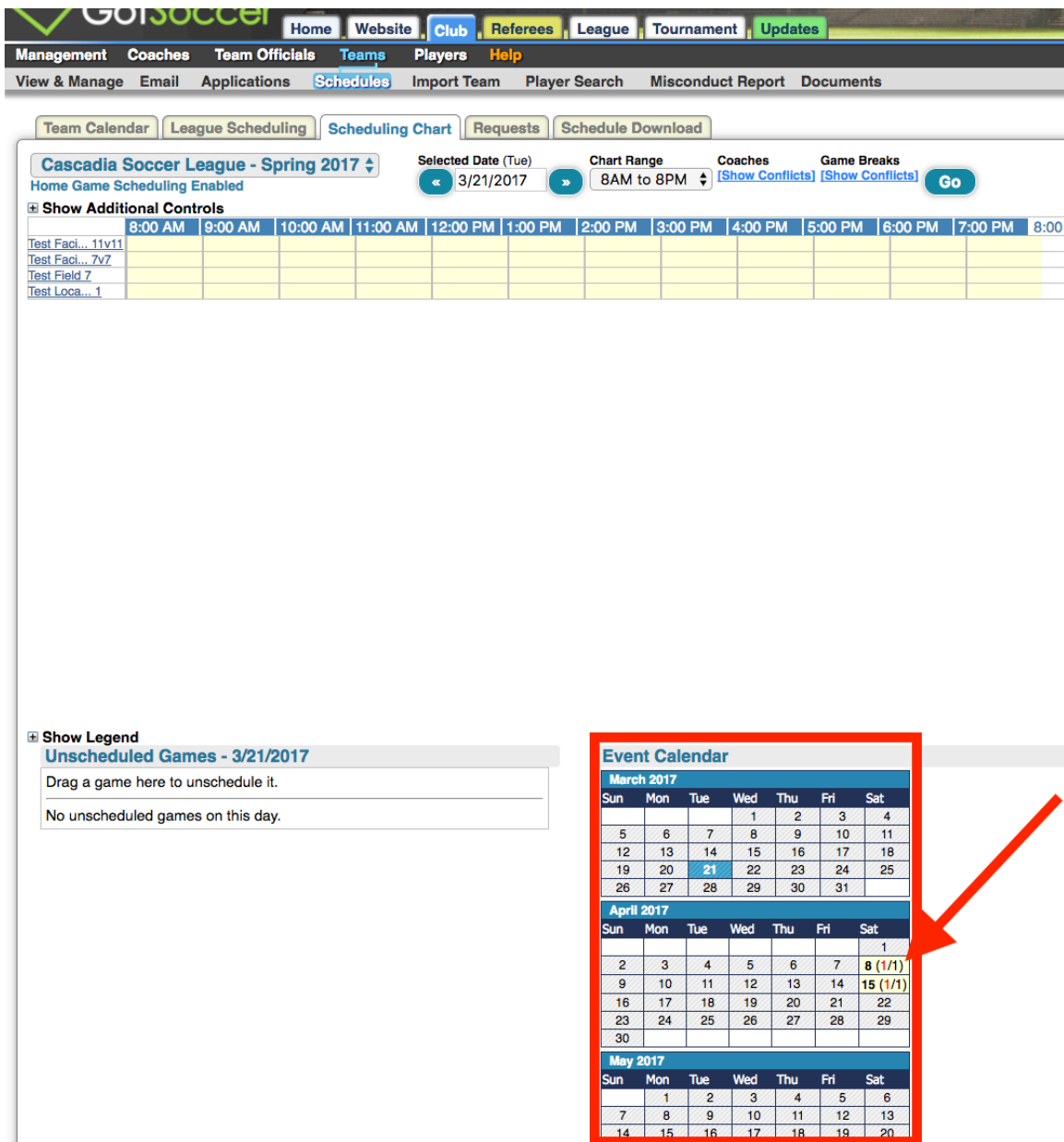
The main content area is titled "Club - Tanya Test Club". It features a "Did You Know?" section with a message about search filters for coaches and managers. Below this is a banner for "imPACT Test Center" with a button labeled "ImPACT Test Center >".

The "Player Summary" section shows a table with the following data:

Player Summary			
Players on Teams	0	Unassigned Players	0
Total Players	0		Manage Players

The "League Scheduling Controls" section is highlighted with a red box. It shows a dropdown menu for "Cascadia Soccer League - Spring 2017" and a "Find by Game#" search box. Below the dropdown, it displays "3/21/2017-6/18/2017" and "2 Unscheduled". A "Go" button is located to the right of the search box.

2. Within the scheduling chart there will be a calendar that will show you how many games are unscheduled. The number shown in red resembles the unscheduled games. Click on the day you want to schedule.



Cascadia Soccer League - Spring 2017
Home Game Scheduling Enabled

Selected Date (Tue) Chart Range 8AM to 8PM [Show Conflicts](#) [Show Conflicts](#)

Show Additional Controls

	8:00 AM	9:00 AM	10:00 AM	11:00 AM	12:00 PM	1:00 PM	2:00 PM	3:00 PM	4:00 PM	5:00 PM	6:00 PM	7:00 PM	8:00 PM
Test Faci... 11v11													
Test Faci... 7v7													
Test Field 7													
Test Loca... 1													

Show Legend
Unscheduled Games - 3/21/2017
Drag a game here to unschedule it.
No unscheduled games on this day.

Event Calendar

March 2017

Sun	Mon	Tue	Wed	Thu	Fri	Sat
			1	2	3	4
5	6	7	8	9	10	11
12	13	14	15	16	17	18
19	20	21	22	23	24	25
26	27	28	29	30	31	

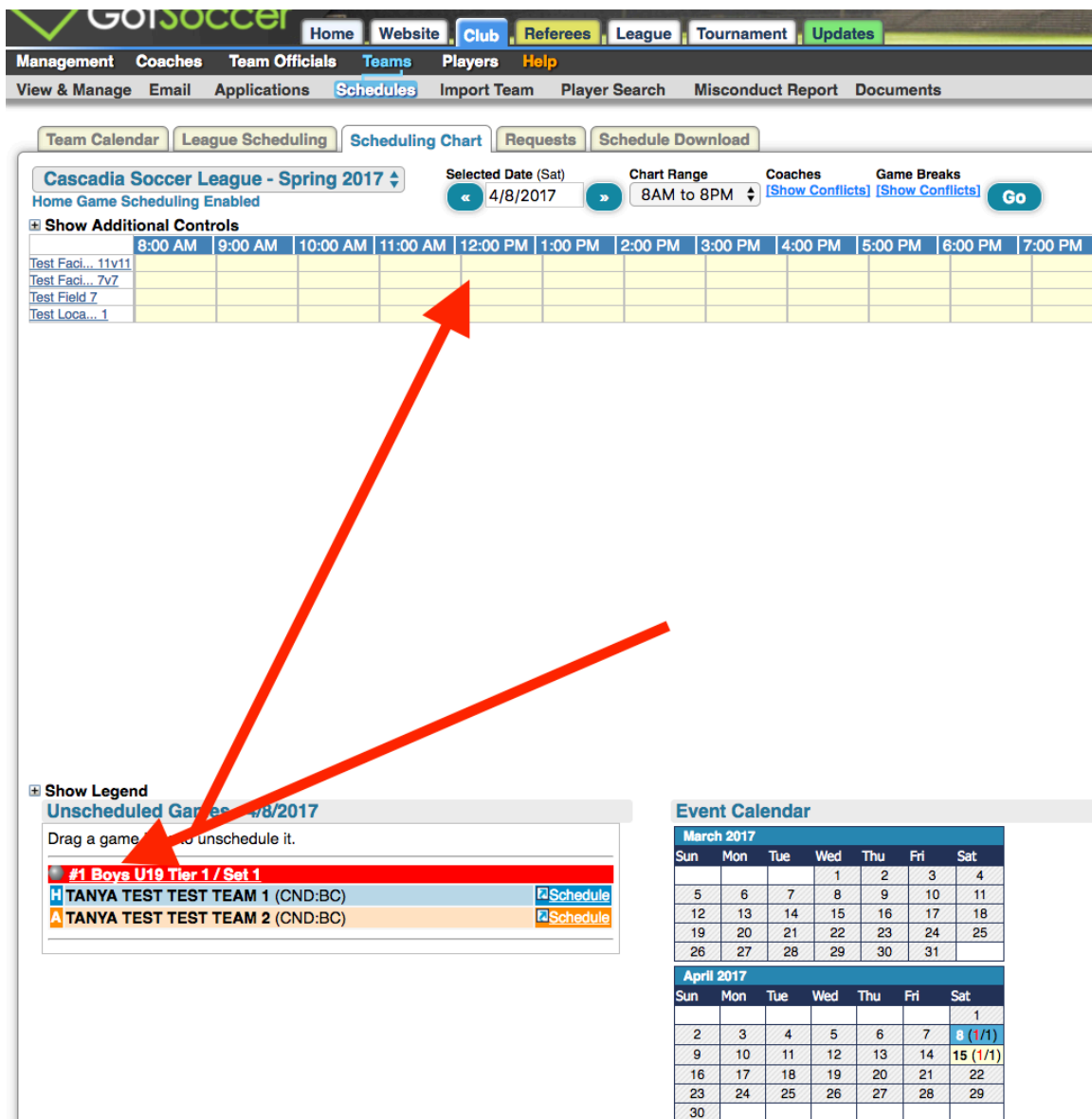
April 2017

Sun	Mon	Tue	Wed	Thu	Fri	Sat
						1
2	3	4	5	6	7	8 (1/1)
9	10	11	12	13	14	15 (1/1)
16	17	18	19	20	21	22
23	24	25	26	27	28	29
30						

May 2017

Sun	Mon	Tue	Wed	Thu	Fri	Sat
	1	2	3	4	5	6
7	8	9	10	11	12	13
14	15	16	17	18	19	20

- After clicking the day, you will see the games that are available to be scheduled at the bottom. You will click on the game and drag it to the field and timeslot where you want the game scheduled.



The screenshot shows the GotSoccer web application interface for scheduling. At the top, there is a navigation menu with options like Home, Website, Club, Referees, League, Tournament, and Updates. Below this is a secondary menu with Management, Coaches, Team Officials, Teams, Players, and Help. A third menu includes View & Manage, Email, Applications, Schedules, Import Team, Player Search, Misconduct Report, and Documents.

The main content area is titled "Cascadia Soccer League - Spring 2017" and includes a "Home Game Scheduling Enabled" status. It features a "Selected Date (Sat)" dropdown set to "4/8/2017" and a "Chart Range" dropdown set to "8AM to 8PM". There are also links for "Coaches [Show Conflicts]" and "Game Breaks [Show Conflicts]", along with a "Go" button.

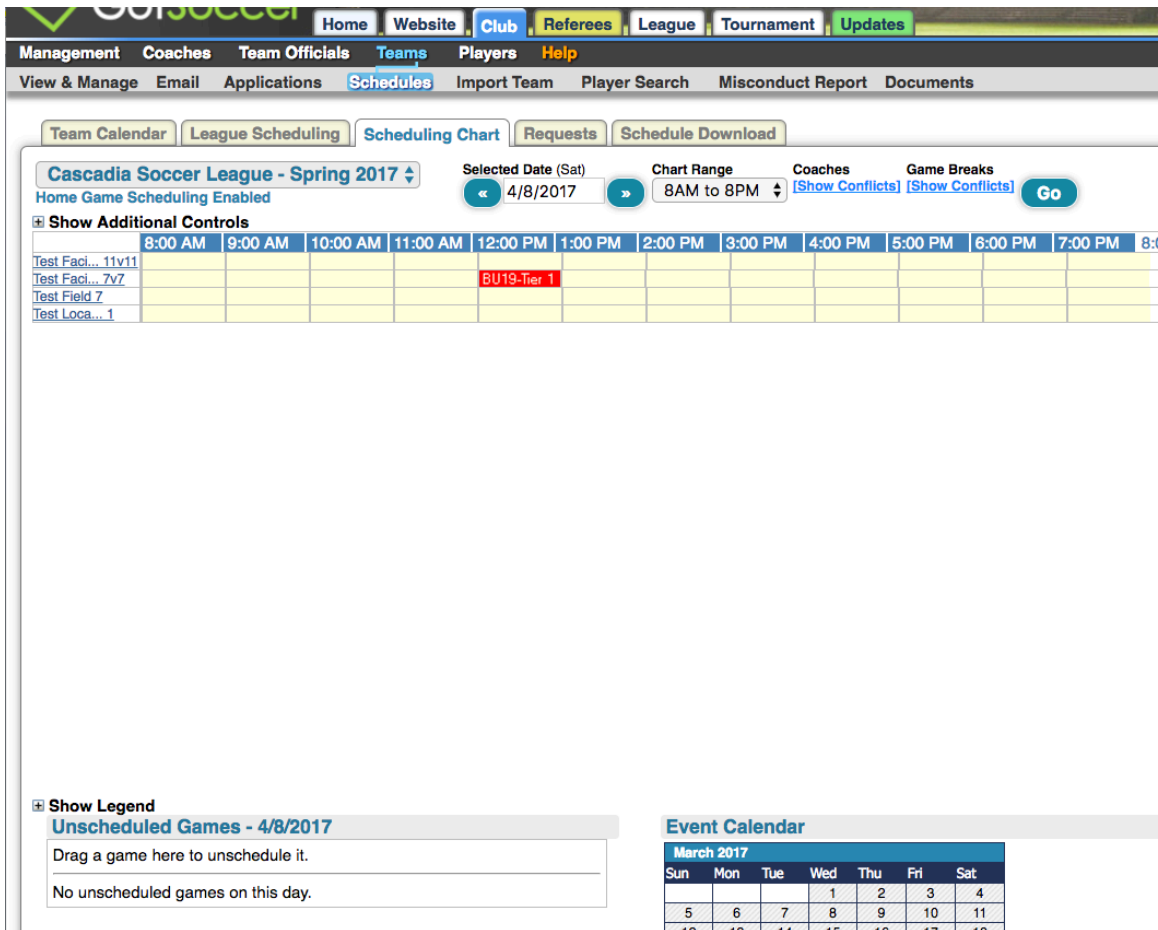
Below the date and range settings is a "Scheduling Chart" table. The columns represent time slots from 8:00 AM to 7:00 PM in one-hour increments. The rows represent different fields: "Test Faci... 11v11", "Test Faci... 7v7", "Test Field 7", and "Test Loca... 1". A red arrow points from the "12:00 PM" slot in the "Test Field 7" row to the "Unscheduled Games" list below.

The "Unscheduled Games" list is titled "Unscheduled Games - 4/8/2017" and includes a "Show Legend" button. It contains three items:

- #1 Boys U19 Tier 1 / Set 1
- H TANYA TEST TEST TEAM 1 (CND:BC) with a "Schedule" button
- A TANYA TEST TEST TEAM 2 (CND:BC) with a "Schedule" button

At the bottom right, there is an "Event Calendar" section with two monthly calendars. The "March 2017" calendar shows dates from 1 to 31. The "April 2017" calendar shows dates from 1 to 30, with the 8th and 15th highlighted in blue, indicating the current date and a game day.

4. After dragging and dropping, the game will appear in the timeslot chosen within the scheduling chart as shown below.



The screenshot shows the 'Scheduling Chart' for the 'Cascadia Soccer League - Spring 2017'. The interface includes a navigation menu at the top with options like Home, Website, Club, Referees, League, Tournament, and Updates. Below the menu, there are tabs for Team Calendar, League Scheduling, Scheduling Chart, Requests, and Schedule Download. The main area displays a grid for scheduling games. The selected date is 4/8/2017 (Saturday), and the chart range is 8AM to 8PM. A game is scheduled in the 12:00 PM slot, labeled 'BU19-Tier 1'. The grid shows timeslots from 8:00 AM to 8:00 PM. Below the grid, there are sections for 'Show Additional Controls' and 'Show Legend'. The 'Show Legend' section indicates 'Unscheduled Games - 4/8/2017' and provides instructions to drag a game here to unschedule it. An 'Event Calendar' for March 2017 is also visible, showing the current date (4/8/2017) as a Saturday.

If you have any questions please don't hesitate to contact the following people at GotSoccer.

Dave Buchanan – dave@gotsoccer.com

William Cameron – William@gotsoccer.com

Jared Hirschowitz – Jared@gotsoccer.com