


Dover St James



STONEHURST
— E S T A T E S —



Dover Facts and Figures:

Key Facts:

13 million passengers per annum traveled through the Port of Dover in 2012.

Dover Cruise Port welcomed around **300,000** cruise passengers last year with **147** cruise calls and turnarounds, second only to Southampton.

The Port of Dover is proposed to double in size having already committed to spending


£76million on a capital investment programme for infrastructure. This will create **2,600** new jobs.

650,000 tourists visit Dover each year, attractions include: Dover Castle, Western Heights, the White Cliffs of Dover, St Margret's Bay and Dover Museum. Dover Castle alone receives **330,000** visitors each year.

The the newly opened **HS1 high speed train line** that links London St. Pancras Station with Dover Priory station in approximatley **65 minutes**.

The proposed Western Heights extension scheme will bring a predicted additional **250,000** visitors annually and **£10 million** additional disposable income into the local the economy.

Dover has a resident population of **111,000**; (Office of National Statistics, 2011) an estimated **15,000** new homes are being built in Dover district which will increase the local catchment area substantially.



Housing



The Western Heights

Comprehensive master planned proposals have been approved for the Western Heights, which include 521 new homes, a war memorial, refurbishment of fortifications, care facilities, park and ride and associated commercial facilities.



Elysium Park

Elysium Park at Old Park Close in Whitfield is a development of 41 high quality homes being developed by award-winning Kent house builder, Pentland Homes. The development of two, three and four-bedroom homes is located just two miles from Dover Priory railway station with its high-speed train connections to London St Pancras.



Connaught Barracks

A mixed use development that is residential-led, located to the north of the town centre. 500 new homes will be developed here.

Recent and Proposed Developments:

Transformational regeneration is underway in Dover. The long term vision for Dover is for it to become one of the most prosperous towns on the South Coast by 2035, with a highly skilled and enterprising community that is proud of its town, port and heritage. It is estimated that, with the significant investment already being made in master planning and the development of site specific proposals, the regeneration plans for the town will attract in excess of £500m of investment.

Employment



Betteshanger Sustainable Park

Hadlow College has revealed its £40m plan to bring future global solutions in green technologies to the site of the former Betteshanger Colliery, near Dover. The development, which will bring up to 1,000 jobs to East Kent and create a centre for green technology business, a national centre of sustainable energy and mining heritage, as well as enhance tourism to the area, has taken four years of planning and preparation. Work on the site will commence in three phases in 2014.



Discovery Park

Discovery Park is the new identity for Pfizer's Sandwich Campus. Comprising some 86 hectares the campus is one of the largest research and development facilities in Europe and has for the last 50 years been at the heart of Pfizer's global research, development and manufacturing capability. Drugs such as Viagra, Diflucan and Cardura were discovered and developed on the campus.



Viking Maritime Skills Academy

Planning permission has been granted for a new maritime skills academy on a 20,000 square foot plot and will have classrooms, workshops and offices. There will also be a swimming pool similar to that used by the RNLI. A state-of-the-art training centre with an estimated cost of £5 million to build and equip, will be created on land next to Viking Recruitment's base at Beechwood Business Park in Whitfield.

Leisure



Dover Sea Sports Centre

The £2.4m Dover Sea Sports Centre on the seafront opened in 2009. It is now a hub of national significance for a range of sea sports, as well as delivering training and development opportunities.



Dover Castle

A new admissions building and visitor centre, refurbishment and interpretation of the Great Tower and renovation of the Officers New Barracks. Improvements to the Secret Wartime Tunnels.



Dover Esplanade Development

Improvements have been made to the seafront connecting the new Sea Sports Centre and harbour area with the town, including new public space and public realm improvements alongside the attraction of shops, restaurants and the Sea Sports Centre.

Transport



Dover Priory Station

Plans are being worked up for the development of a multi-storey car park linked to serve the High Speed Train service, together with a local convenience store, offices and residential development.



New Road Links To The Docks

Located at the entrance of the Eastern Docks, the Traffic Management Improvement Project will make a significant improvement to the resilience of the operation of the Port, enhance the visual impression at the front of the Port and at times will help reduce congestion on the external road network.



The Port of Dover

Handling around £80 billion of trade each year and supporting around 22,000 jobs locally, the Port is vital to both the national and local economies. The Port of Dover has been developing over several years proposals for a second ferry terminal at Dover, which provides an unprecedented opportunity to redevelop the port and to compliment the regeneration of the town.



Dover Castle

Dover Priory
(Train Station)

Eastern Docks
(Ferry Port)

Western Heights

Western Docks
(Cruise Terminal)


The English Channel

Castle Street


King Street

Westminster Street A255

Townwall Street A20



VIEW FROM TOWNALL STREET INTO PUBLIC SQUARE



VIEW FROM DOLPHIN PASSAGE INTO PARKING COURTYARD



VIEW FROM FLYING HORSE LANE TOWARDS SCHEME



VIEW OF CINEMA AND RESTAURANTS