


# Mon cahier de calligraphie



Deviens plus habile  
qu'un singe!

Mon nom :

.....  
\_\_\_\_\_  
.....

Ma classe :

.....  
\_\_\_\_\_  
.....


Mon école :

.....  
\_\_\_\_\_  
.....

# Table des matières

Mot de bienvenue.....	3
A, a.....	4
B, b.....	5
C, c.....	6
D, d.....	7
E, e.....	8
F, f.....	9
G, g.....	10
H, h.....	11
I, i.....	12
J, j.....	13
K, k.....	14
L, l.....	15
M, m.....	16
N, n.....	17
O, o.....	18
P, p.....	19
Q, q.....	20
R, r.....	21
S, s.....	22
T, t.....	23
U, u.....	24
V, v.....	25
W, w.....	26
X, x.....	27
Y, y.....	28
Z, z.....	29
Pages lignées pour se pratiquer encore un peu.....	30
Diplôme du super scripteur.....	39

# Bonjour à toi!



Tout d'abord, j'espère que tu es heureux d'apprendre à lire et écrire cette année! Ce petit cahier de calligraphie t'aidera à devenir plus habile en écriture. Tu pourras donc faire des lettres plus belles!


Savais-tu que l'écriture allait te servir toute ta vie? Ainsi, tu pourras **écrire** un petit mot d'amour à papa ou à maman, **écrire** la liste d'épicerie et **écrire** des histoires magnifiques avec des dragons et des princesses!

Bienvenue dans le monde magnifique de l'écriture!

Bonne année scolaire!

Mathieu

# Aa



Un avion

a a a a a a a a a a a a a a a


→

→

A A A A A A A A A A A A A A A


→

→




araignée

Bb



Une bicyclette



Un **bateau**


→ \_\_\_\_\_

→

→ B B B B B B B B B B B B B B B B

→

→



banane

Cc



Un cadeau



Un château

→ C


→

→

→ C

→

→



caribou

D d



Un drapeau

→ d d d d d d d d d d d d d d d d

→ \_\_\_\_\_

→

D D D D D D D D D D

→

---



---



---



diab



Un éléphant

e 





Ff



Une fraise



Un fantôme

f f f f f f f f f f f f f f f f

→

→

F F F F F F F F F F F F F F F F


→

→



feu

Gg



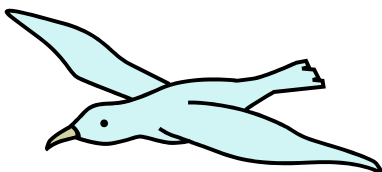
Une grenouille



Une girafe

g g g g g g g g g g g g g g g g

GOOOOOO



gōnlòng

Hh



Un hibou



Un hôpital

→ \_\_\_\_\_

→

The diagram shows a 1D lattice with sites represented by vertical dashed lines. A solid horizontal line runs through the center of the lattice. On the far left, a thick vertical bar represents a boundary. An arrow points from the left towards this boundary. A localized state is shown as a cluster of four solid black dots on the first four sites to the right of the boundary. The amplitude of the state decreases as it moves away from the boundary, indicated by the dots becoming smaller and fainter. The lattice extends to the right, with sites marked by vertical dashed lines and a horizontal line at the top and bottom.

→ \_\_\_\_\_

→



noche



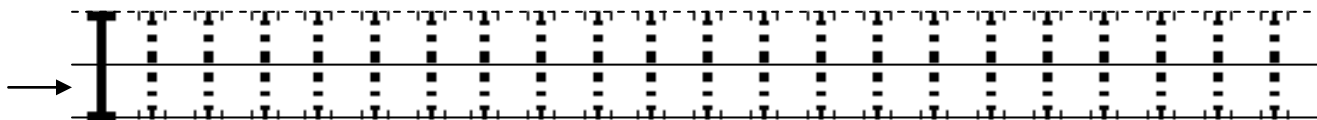

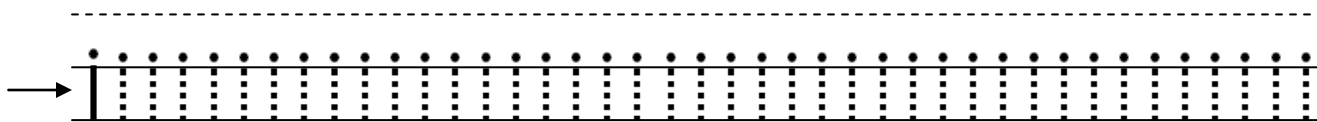
# I i



Une infirmière



Une île



imprimante


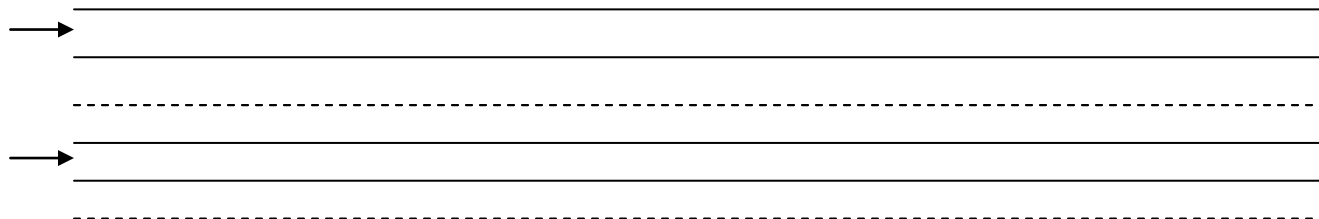
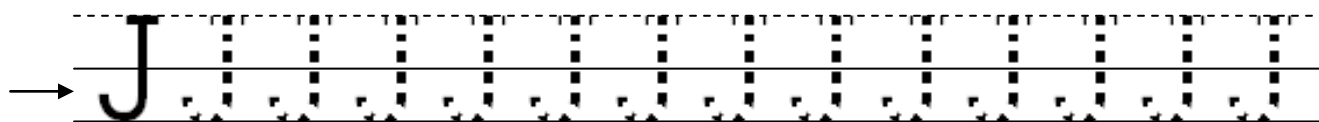
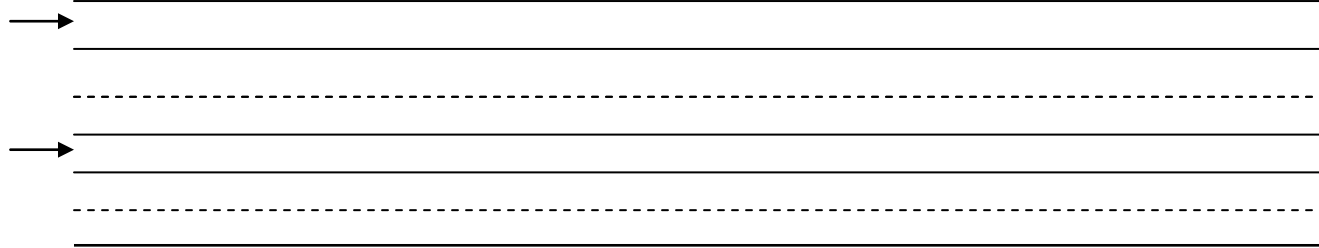
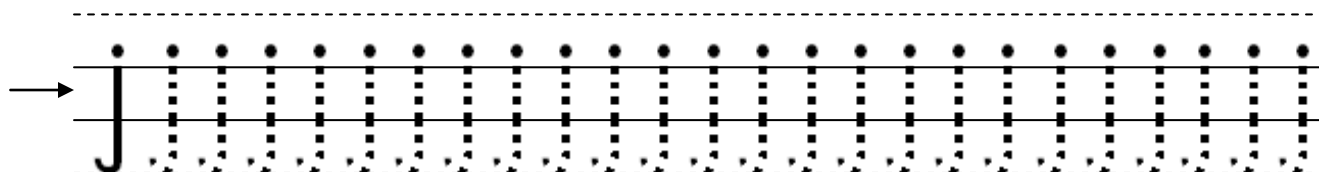
# Jj



Un jouet




Un journal




jumeaux

**Kk**



Un kangourou



Du karaté

A diagram of a 1D lattice with a single impurity at the left end. The lattice is represented by a horizontal line with vertical segments. A dashed line is above the lattice. An arrow points to the left end of the lattice, which is marked with a 'K' and a vertical line. The lattice is divided into segments by vertical lines, with some segments containing diagonal lines.

→ \_\_\_\_\_

→

→ \_\_\_\_\_

→



bayak




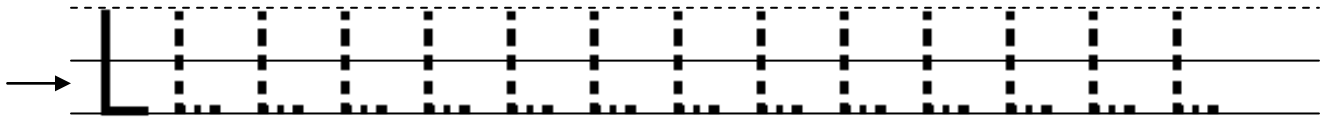


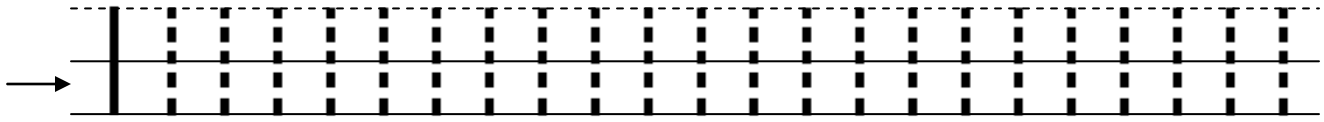
L l



Une laitue



La Lune



lièvre

Mm




## Un masque



Un matelot


m m



magicienne



N n



## Une navette

## Des nuages




n n n n n n n n n n n n n n n n



rain






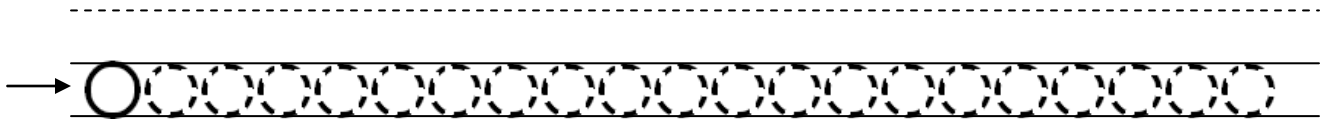
Oo



Un ours



Un os



orange

Pp




p p p p p p p p p p p p p p p p

P p p p p p p p p p p p p p



paraphrase

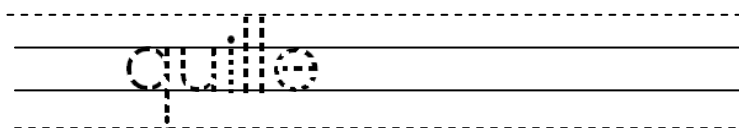

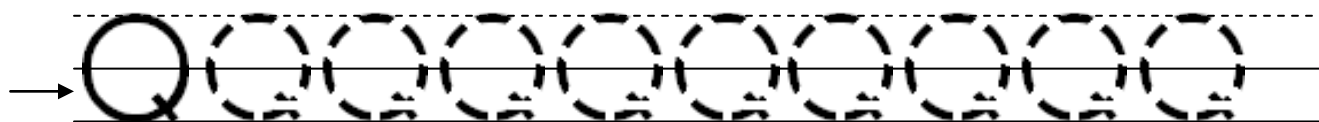
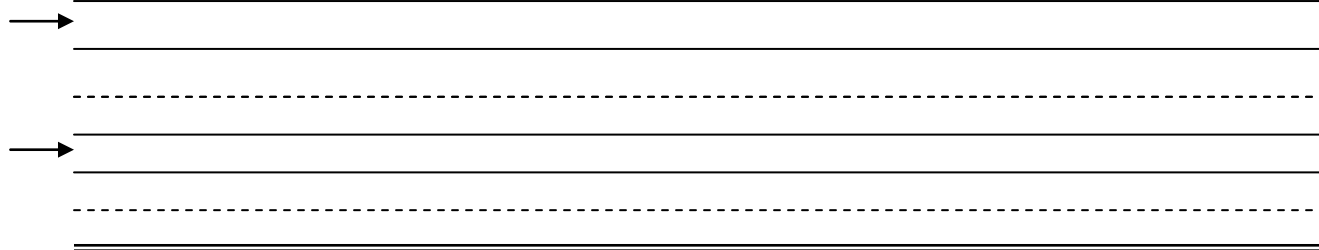
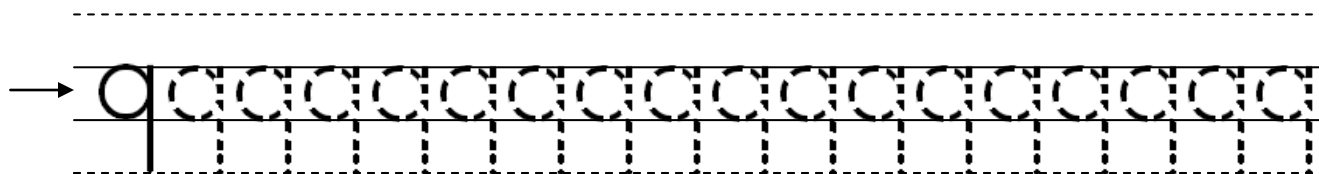
Q q



Une queue



Un quartier







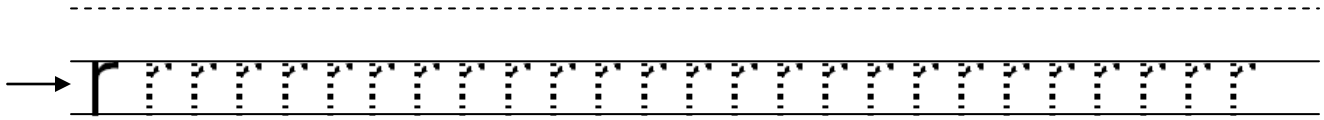
**Rr**



Un rat



Une reine



réfrigérateur




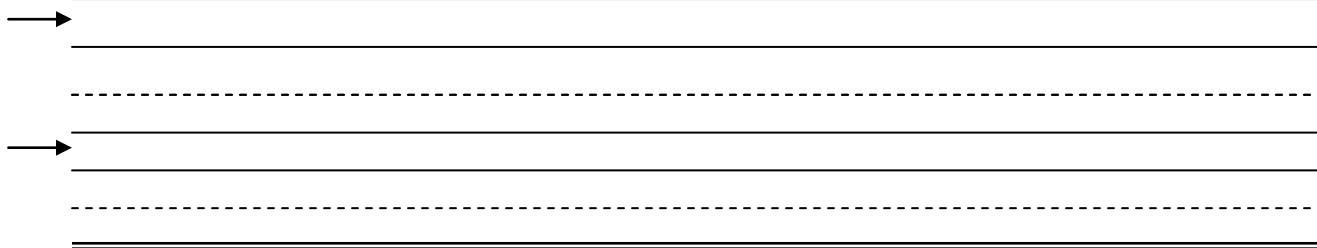

S s



Une sorcière



Un squelette




serpent


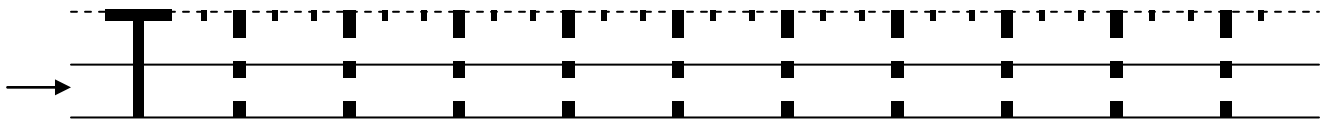
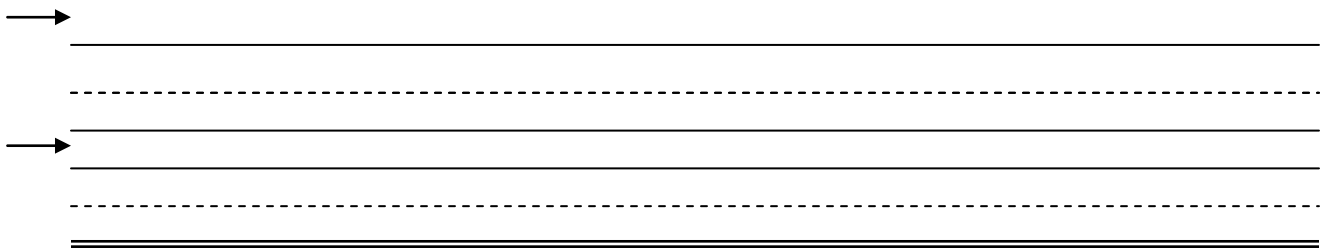
T t








Un taxi



Un timbre



trophée

An illustration of a hand placing a yellow ballot into a slot on top of a grey ballot box. The box has a metal padlock on its front.

Mathieu Desrochers Morin—2009—<http://moncartable.comurf.com>





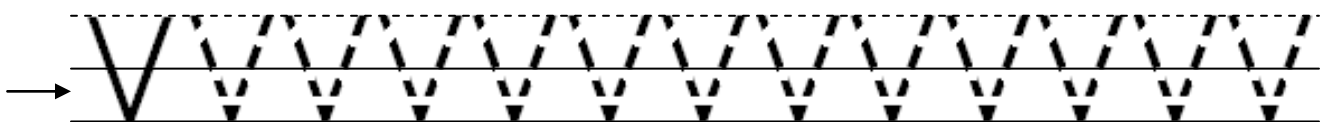


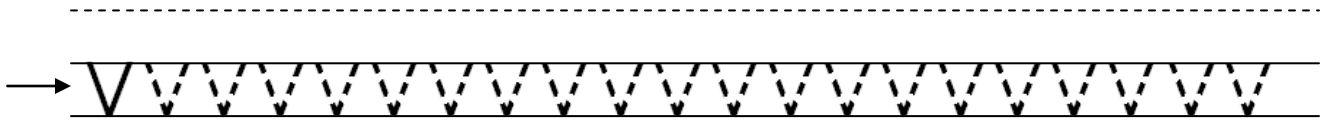
Vv



Un volcan




Une valise




voche

**W w**



## Un wigwam



Du water-polo

→

→

→

→



wagon

X x



Un xylophoniste

Handwriting practice lines for the letter 'X'. The first row contains a solid 'X' followed by a series of dashed 'X's for tracing. Below this are two sets of empty three-line guides (top solid, middle dashed, bottom solid) for independent practice. Each set is preceded by a right-pointing arrow.


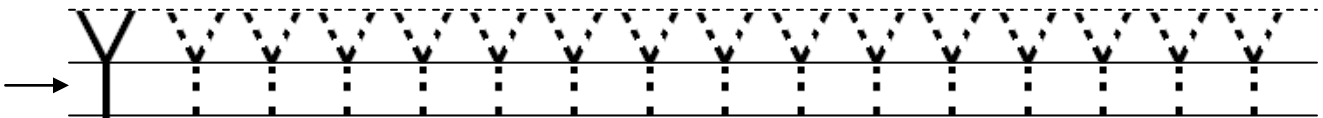
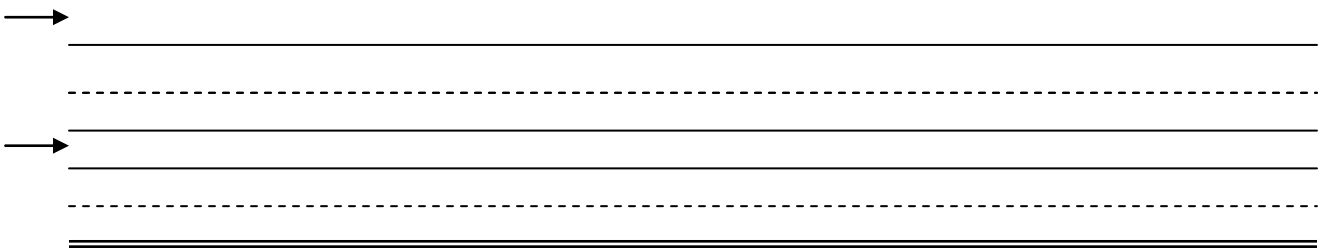
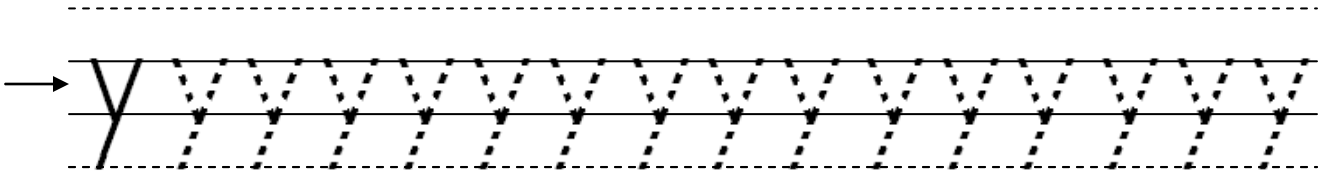


xylophone

Yy



Des yeux




Yogourt

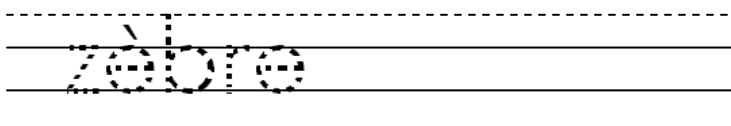
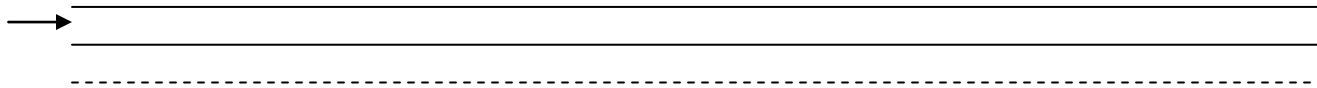
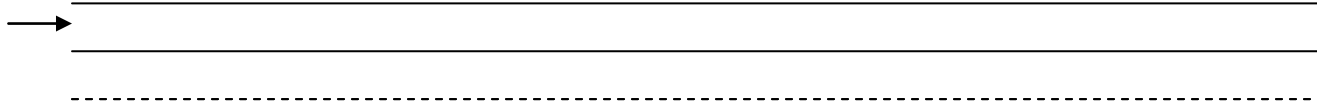
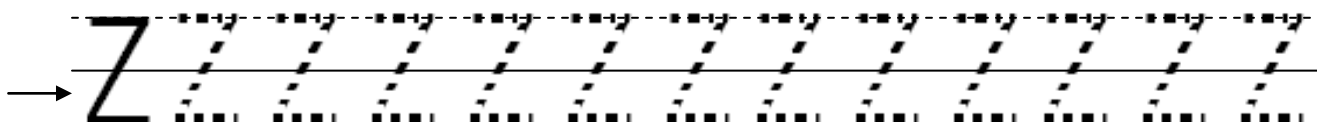
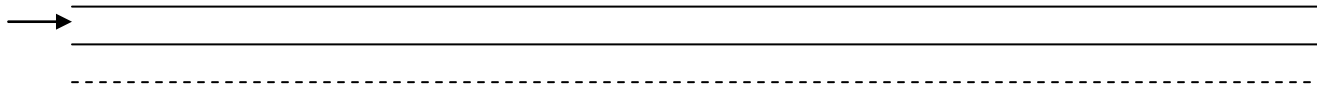
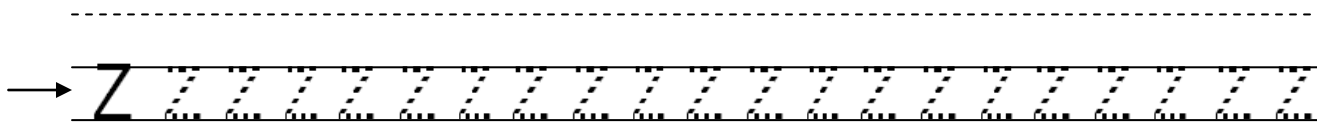
# Z z



Un zoo



Zzzz...



# Pratique-toi encore un peu!

Si tu as de la difficulté à tracer certaines lettres, continue à l'exercer sur cette page et sur les suivantes! Tu vas y arriver!



Handwriting practice lines consisting of multiple sets of three horizontal lines (top solid, middle dashed, bottom solid) for tracing practice.

Continue! Tu vas y arriver!!!

Handwriting practice lines consisting of multiple sets of three horizontal lines (top solid, middle dashed, bottom solid) for text entry.

Continue! Tu vas y arriver!!!



# Continue! Tu vas y arriver!!!

Handwriting practice lines consisting of multiple sets of three horizontal lines (top solid, middle dashed, bottom solid) for writing practice.

Continue! Tu vas y arriver!!!

Handwriting practice lines consisting of multiple sets of three horizontal lines (top solid, middle dashed, bottom solid) for writing practice.

Continue! Tu vas y arriver!!!

# Continue! Tu vas y arriver!!!

Handwriting practice lines consisting of multiple sets of three horizontal lines (top solid, middle dashed, bottom solid) for writing practice.

Continue! Tu vas y arriver!!!

# Mon carnet téléphonique



Écris les noms de tes amis et leurs numéros de téléphone!

Noms

Numéros

1.		
2.		
3.		
4.		
5.		
6.		
7.		
8.		
9.		
10.		






# Félicitations!

---

est maintenant  
un(e) champion(ne) de  
l'écriture!



Tu es maintenant plus  
habile que moi! Bravo!

Date : \_\_\_\_\_