

Why Recycle?

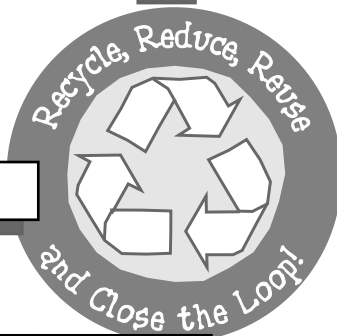
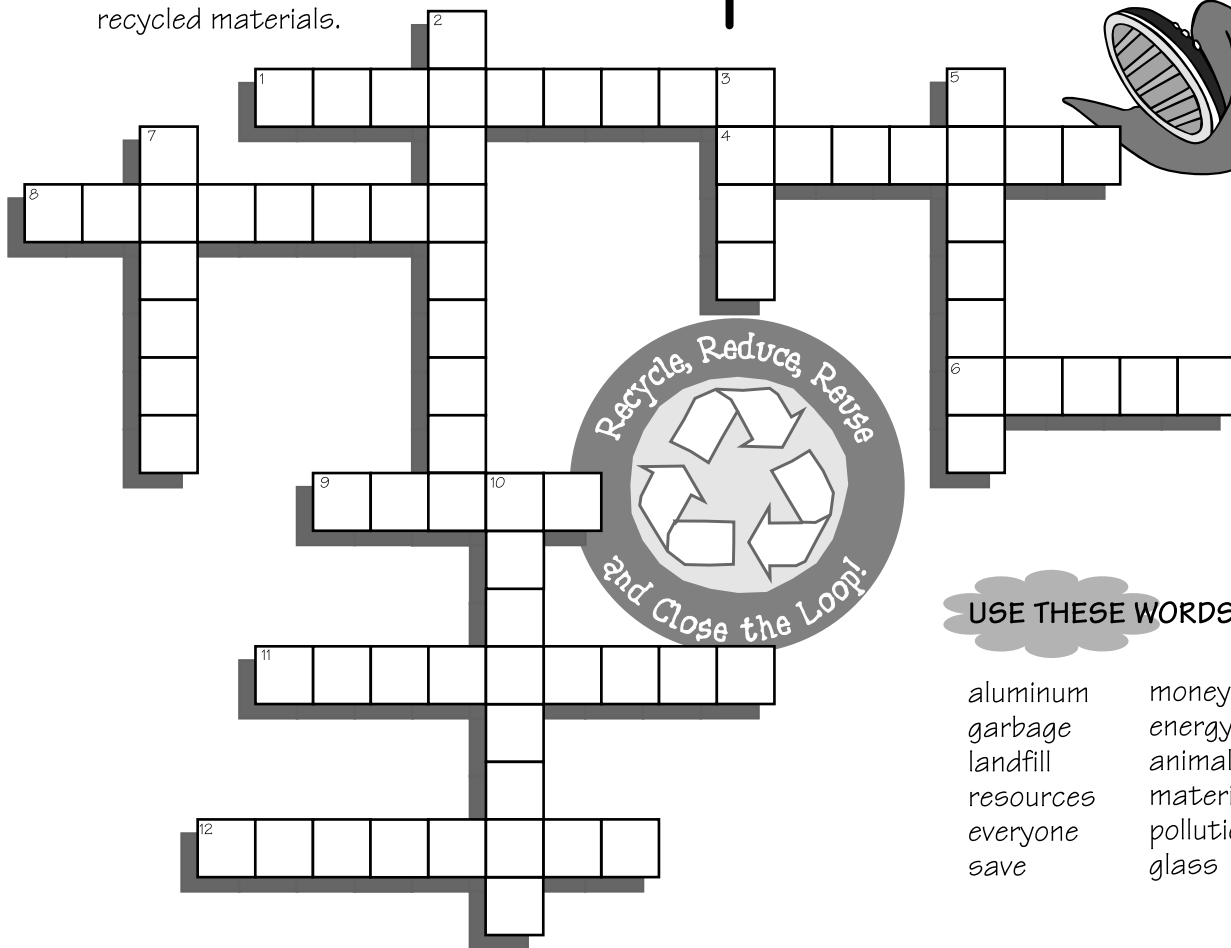
Recycling helps us preserve our environment and keeps garbage out of our landfills. There are also a lot of other reasons to recycle. Complete the crossword to find out why we should recycle.

ACROSS

1. Recycling saves natural _____.
4. Recycling, instead of littering, protects _____.
6. _____ never wears out, it can be recycled forever.
8. Recycling helps keep fewer materials from going to the _____. Many are already full which means we need to find new places to put garbage.
9. You can earn _____ by turning in your beverage containers at the recycling center.
11. Recycling lets us reuse _____ instead of having to get more from the Earth all over again.
12. It takes 20 times more energy to make an _____ can from new materials than from recycled materials.

DOWN


2. Recycling creates less _____ in the air.
3. If we create less garbage, our communities can _____ landfill space.
5. Taking things that would be _____ and reusing them is a great way to help save the Earth.
7. It takes less _____ to make a new product from recycled materials than it does from raw materials.
10. _____ must recycle in order to make the world a better place.



USE THESE WORDS

aluminum	money
garbage	energy
landfill	animals
resources	materials
everyone	pollution
save	glass


Can you see
what recycling
can do?



Color in the picture! As you are coloring, see how many items you can think of that can be made from recycled plastic, glass, aluminum or paper. The picture above contains 16 items that can be made from recycled materials. Can you find all of them?



What words pop into your mind when you think about recycling? Well, some of those words are hidden in the word search game below. Look for the words listed beneath the game below. The words are hidden up, down, backward, forward and diagonally. Circle the words you find.



Helena Jones-Canada

1. Animals
2. Stop littering
3. Recycling
4. Saves energy
5. Natural resources
6. Trees
7. Oil
8. Plastic
9. Glass
10. Aluminum
11. Clean air
12. Money
13. Landfill
14. Close the loop
15. Buy recycled



What Can You Reuse?

Can you believe that some people think the only thing you can reuse is your toothbrush? We know better, don't we? All the items listed here are examples of things we use everyday that we can reuse over and over and over and over and over (well, you get the idea). See how many of the items you can find in the word search below. Circle each word you find!

Boxes
Bubble Wrap
Butter Containers
Cloth Diapers
Clothes
Coffee Cans
Decorations
Dish Towels
Foil
Glass Jars
Lunch Boxes
Magazines
Ribbon
Paper
Shoes
Soda Bottles
Wrapping Paper

QBTTT
MPYFK
ARLENEM
KRBMSYL
COFFE
DEOROATIO
BATMFIILLJADQ
SDJRNMFILPORTTYL
GLASBSOXCEEUSBATTERCSA
SSAGLMONOLEKNFULPYHJMIOF
QWEXLGMDDSTCTCUBUBBLTWVNB
JUOPAFKARFDAEHWBKLRDBQKFYJ
KYKRSWQBL YFNEBCLOTHDIAPERS
AGSSSELOSD LSSOWEGFTOALGMKK
SCRTJRJTWNWAOXOWEEJKIITRPA
POEPAMATETSSNEPRD TDGKPOMEK
AHNWREHL TWTQNSSABWQETMBRAO
LQIWSSKER OYMDHL PERMULADFGM
HHA AQEESBMDHDRJILLTTTOPEWQ
WSTPOSJEKEDKDUMCTYOUROLLSA
BONTSESHTWR SBSEMAGAZINESOU
ELOSCEYOLSERBMULKZEBTOOLL
SMCLOTHESEE CLOTHBTT SBWMERW
NURORSLEWOTH SIDPOMHKOPILWE
OPEPSSYQK WYWWLERBGAOND IOMX
IOTCWRAPPINGPAPER OBM LGPLUP
TETYSROOMWBTTLES PAPEXYRULL
AMUBTRMSAPAPERWRFKS RTPYOJH
RYBWEBBOXESH LA AOPXWMSEOHSTR
OLSSRPOKWQTUPLHKSEL TTYKDFK
CTKK TUDERRY BOXEGH
EGG DRTPO UKWEK
DOG WAXTU MATUR

Close the loop, buy Recycled

All of these can be made from
recycled materials.

<i>carpet</i>	<i>picnic table</i>
<i>bag</i>	<i>floor mat</i>
<i>tile</i>	<i>book</i>
<i>shoes</i>	<i>park bench</i>
<i>toys</i>	<i>clothing</i>
<i>pencil</i>	<i>envelope</i>
<i>box</i>	<i>paper towels</i>
<i>ruler</i>	<i>binder</i>



Pencil Holder

Materials You Will Need:

- An empty aluminum can or glass jar
- Can opener
- Yarn
- Glue that dries clear
- Scissors
- Decorations (such as sequins, pebbles, beads, dried flowers, leaves, shells, pasta, buttons,)



Instructions:


- Have an adult cut off the top of your aluminum can using the can opener. If you are using a glass jar, rinse and dry your jar.
- Turn your container upside-down.
- Begin at the bottom of the container and glue the yarn around the container. Keep the yarn tight and close together so the can or jar does not show through. Continue to glue the yarn around the container until it is fully covered.
- Glue your decorations on your pencil holder once the glue is dry.

Optional:

To preserve your pencil holder, brush a coat of clear acrylic finish all over your pencil holder.


Glass Maze

Find your way through the maze and collect the glass containers. These items are all made from recycled glass. Which one of these items can you take to the recycling center and redeem for money? What other ways can you reuse your glass containers?



Answer Keys to Puzzles and Games

Why Recycle?



Can you see
what Recycling
can do




Wagon
Lemonade Pitcher
Cups
Recycling Bins

Aluminum Cans
Bottles
Newspapers
Fence
Picnic Table
Flower Pot

Paint Can
Paint Brush
Shirt
Dress
Shoes
Baseball Cap

Recycle Word Search



What can you reuse?

