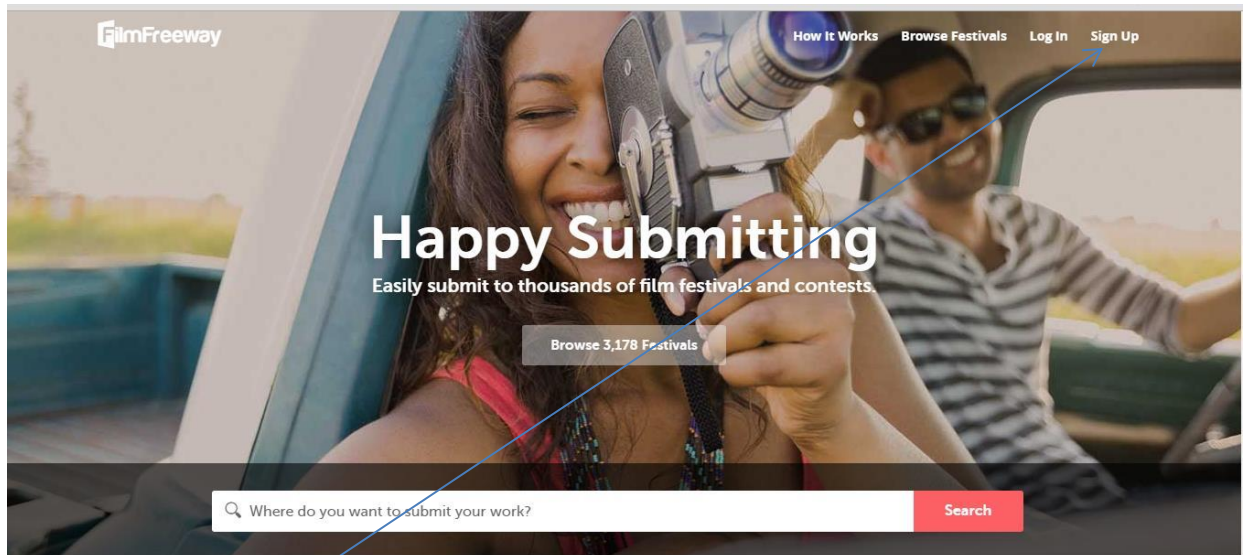
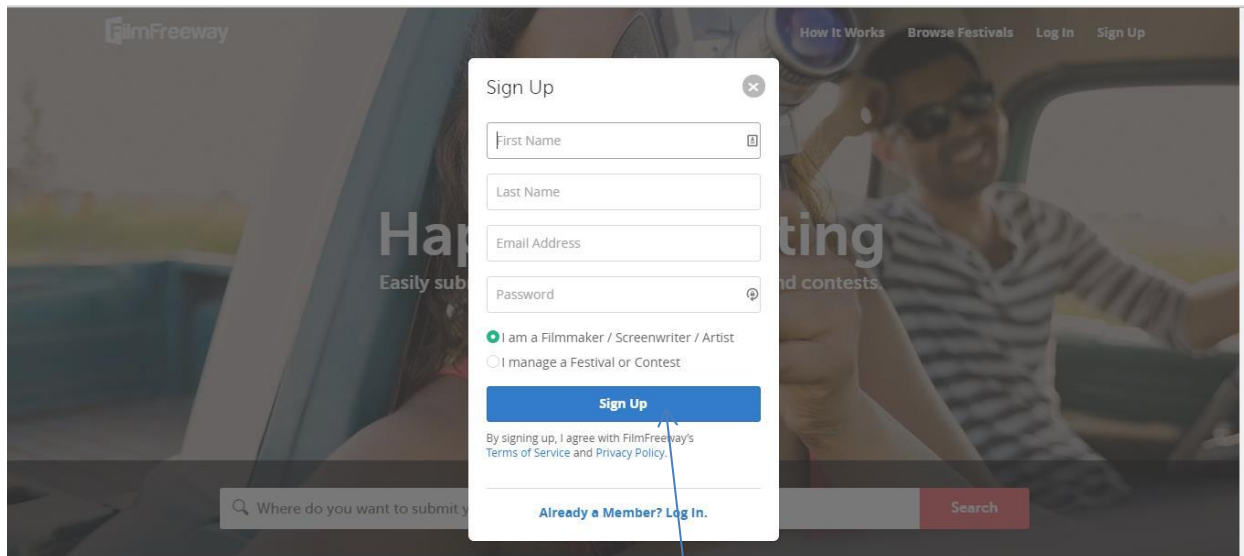


## How to Create a Film Freeway Account Go to: <https://filmfreeway.com>



1. Click on Sign Up



2. Complete information and select **“Sign Up”**. make sure to record your password so you can **login** the next time you visit FilmFreeway.com

# Add a Project

## 1 Project Information

**Project Type**

Film / Video  
 Script  
 Music / Songwriting  
 Photography

**\* Project Title**  
(English)

The Godfather

**Brief Synopsis**  
(English)

My Project also has a non-English Title and Synopsis

**Website**

mycoolfilm.com

**Twitter**

twitter.com/MyCoolFilm

**Facebook**

facebook.com/MyCoolFilm

3. Enter Project information. Only **Project Title** and **Brief Synopsis** are required

## 2 Submitter Information

Edit Submitter Information

## 3 Credits

Directors	
Name	Prior Credits (Optional)
<input type="text"/>	<input type="text" value="Jaws, Raiders of the Lost Ark"/>
<a href="#">+ Add a Person</a>	

Writers	
Name	Prior Credits (Optional)
<input type="text"/>	<input type="text" value="Jaws, Raiders of the Lost Ark"/>
<a href="#">+ Add a Person</a>	

Producers	
Name	Prior Credits (Optional)
<input type="text"/>	<input type="text" value="Jaws, Raiders of the Lost Ark"/>
<a href="#">+ Add a Person</a>	

Key Cast	
Name	Prior Credits (Optional)
<input type="text"/>	<input type="text" value="Jaws, Raiders of the Lost Ark"/>
<a href="#">+ Add a Person</a>	

[+ Add a Credit Section](#)

- Complete **Credits** with student names. Please include both first and last name. It is NOT necessary to complete **Prior Credits**. You can edit **Submitter Information** now or at a later time. Include your **phone number** on Submitter Information.

## 4 Specifications

**Film Type**  
(Select all that apply)

<input type="checkbox"/> Animation	<input type="checkbox"/> Documentary	<input type="checkbox"/> Experimental
<input type="checkbox"/> Feature	<input type="checkbox"/> Music Video	<input type="checkbox"/> Short
<input type="checkbox"/> Student	<input type="checkbox"/> Television	<input type="checkbox"/> Web / New Media
<input type="checkbox"/> Other		

**Genres**  
Sci-Fi, Romance, Drama, etc.

**Runtime**  
[ ] hours [ ] minutes [ ] seconds

**Completion Date**  
[ ]

**Production Budget**  
[ 10000 ] [ USD ▼]

**Country of Origin**  
[ Select Country ▼]

**Country of Filming**  
[ ]

**Film Language**  
[ ]

**Shooting Format**  
Digital, 35mm, RED, etc.

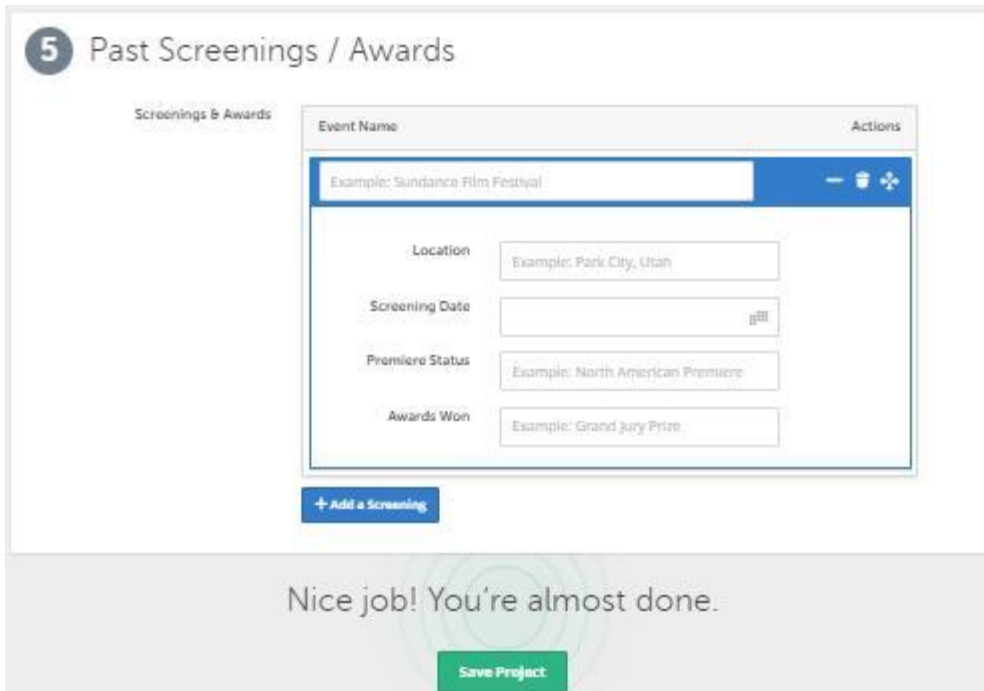
**Aspect Ratio**  
[ 16:9 ]

**Film Color**  
[ Color ▼]

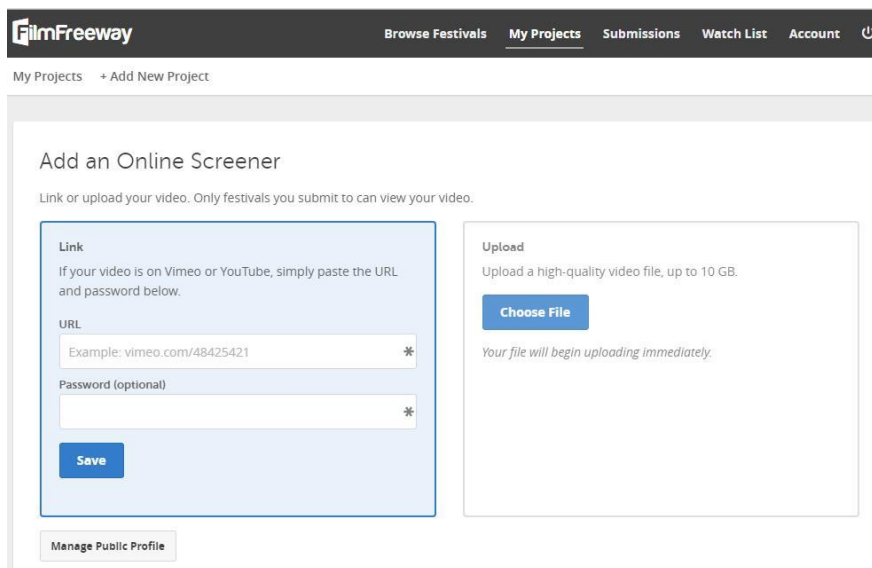
**Student Project**  
[ No ▼]

**First-time Filmmaker**  
[ No ▼]

5. Complete only **Film Type**, **Runtime**, **Country of Origin**, **Student Project** and **First Time Filmmaker**



6. **Screenings** and **Awards** may be left blank. Click on **“Save Project”**



7. If you have saved your film on Youtube or Vimeo, enter the link and password so judges may view your film. Another option is to upload your film.

The screenshot shows a web interface for managing a project titled "Test Run". At the top, there are tabs for "Overview" (selected) and "Specifications", along with an "Edit Details" button. The main content area is divided into several sections: "Add Poster Image" (with a person icon), "Add Director Headshot" (with a person icon), and "Add Director Biography" (with a text input field). On the right sidebar, there are sections for "Trailer" (with a clapperboard icon), "Production Photos" (with a photo icon), "News & Reviews" (with an "Add Article" button), and "Files & Attachments" (with an "Add File" button).

8. The only required piece of information is **“Files and Attachments”**. If entering the Reel Spirit Young Filmmakers, you must click **“Add File”** attach the **completed Entry Form** for the Film **AND completed Release Forms** for **EACH** participant involved in the film.

[How to Submit a Film to Reel Spirit Young Filmmakers](#) will detail how to enter your film in Reel Spirit Young Filmmakers