




Visual Supports for *Lola Goes to Work: A Nine to Five Therapy Dog*
by Marcia Goldman

Use these visual supports with non-verbal children and children who are learning to talk.



Use these icons before and after reading
Lola Goes to Work: A Nine to Five Therapy Dog.

Before reading the book make sure that the child(ren) are told the sequence of events so they know what behavior is expected. Go over the five icons above. Ask the child(ren) to tell you what comes next if they can. Repeat the sequence after reading the book.

Ask questions while reading the book. For children who are working on pointing ask them to point to the icon that answers the question. For children who are beginning to talk ask them to say the word. If they can approximate the beginning sound of the word, praise them for that effort. For children who can approximate the sound of the word ask them to articulate the whole word.

Use these icons while reading *Lola Goes to Work: A Nine to Five Therapy Dog*:



Big



Book



Dog



Friends



Happy



Home



Kiss




Kind



Little




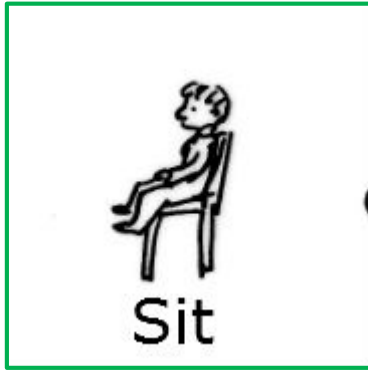
Read



School



Sleep



Questions:

1. What is Lola? (Dog Icon)
2. Is Lola little or big in this picture? (Little Icon)
3. Then what happened to Lola? (Big Icon)
4. Where did Lola go? (School Icon)
5. What did Lola need to learn to do? (Wait or Sit Icon)
6. How did Lola feel when she passed her test? (Happy Icon)
7. What did Lola have to show that she was next? (Kind Icon)
8. After Lola showed that she was kind where did she go? (Work Icon)
9. Who did she visit? (Friends Icon)
10. What does she give her friends? (Kiss Icon)
11. What is Lola's favorite thing to do? (Read or Friends Icon)
12. What does Lola do after work? (Sleep Icon)