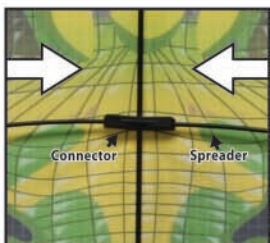
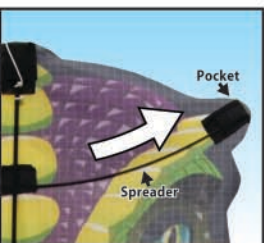
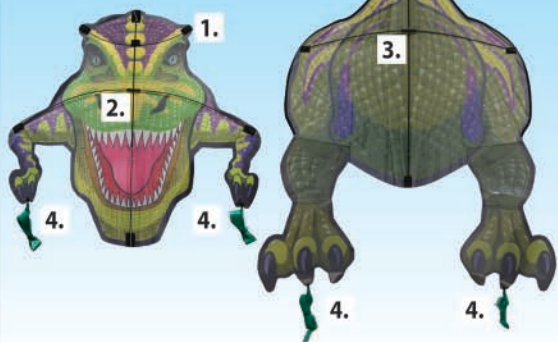
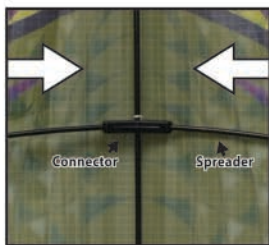


Back of the Kite

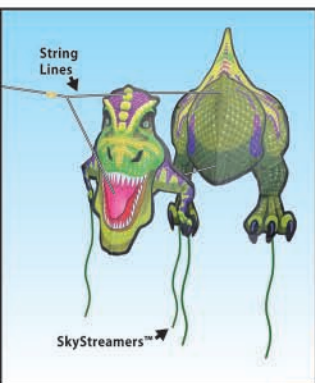


1. Insert Spreader into Pocket.

2. Insert Spreader left and right into Connector.

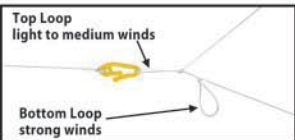
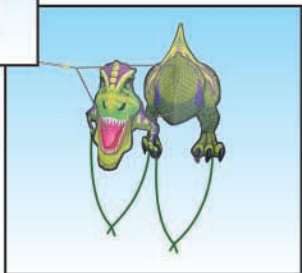


3. Insert Spreader left and right into Connector.



4. Make sure all string lines are pulled tight and not tangled.

Unwind SkyStreamers™ and for more stability, tie front SkyStreamers™ together and back SkyStreamers™ together.



5. Attach QuikClip® to Bridle Loop. Top Loop for light to medium winds, Bottom Loop for strong winds.