

# Reported Academic Data Workshop

Hawaii State Public Charter School Commission

Thursday, May 7, 2015

# Welcome!

Who we are:

- Charter School Commission
- DOE Assessment and Accountability
- DOE Data Quality
- Hawaii P-20

# Our goals

- Provide information
- Share resources
- Answer questions
- Improve data quality

# Workshop goals

- What the reported data represent
- Where the reported data come from
- What you can do ensure that you have accurate data
- If possible, how to correct data before they are reported
- If possible, how to appeal changes to reported data

**Top 5**

# Reported Academic Data

1. Types of students
2. Reported academic data

# #1: Full school year (FSY) students

Description of Student Type	Source System	Date Data Pulled	Process to Update/Appeal
<p>Students enrolled at a school on <i>all three</i> of the following dates:</p> <ul style="list-style-type: none"> <li>• August official enrollment count (OEC) date (10 school days after the start of the DOE school year) <b>For SY 2014-2015: 08/13/14</b></li> </ul>	<p>eSIS <i>For PowerSchools: SSES;</i> roster may be viewed in Secured section of ADC</p>	<p>One day after August OEC date</p>	<p><u>Update:</u> By May 1</p> <ul style="list-style-type: none"> <li>• For eSIS schools, update info in eSIS</li> <li>• For PowerSchools, update info in PowerSchool and transmit updates to SSES</li> </ul> <p><u>Appeal:</u> Strive HI appeals process – see memo</p>
<ul style="list-style-type: none"> <li>• Last Wednesday in January <b>For SY 2014-2015: 01/28/15</b></li> </ul>		<p>One day after last Wednesday in January</p>	
<ul style="list-style-type: none"> <li>• May 1 (or, if May 1 falls on a weekend day, the following Monday) <b>For SY 2014-2015: 05/01/15</b></li> </ul>		<p>May 2</p>	
<p><u>Note 1:</u> FSY rosters may be viewed in the Secured section of the ADC at the beginning of the Strive HI appeals window.</p> <p><u>Note 2:</u> If a student is dis-enrolled for 15 or more consecutive days in a given school year, a school may submit an appeal to the DOE to have the student removed from its FSY count for that year.</p>			

# #2: Chronically absent students

Description of Student Type	Source System	Date Data Pulled	Process to Update/Appeal
<p>FSY students who were absent (excused or unexcused) for 15 or more days from the August official enrollment count (OEC) date through May 1 of a given school year (Grade 1 to the school's highest elementary grade)</p>	<p>eSIS <i>For PowerSchools:</i> <i>Individual schools</i></p>	<p>May 2</p>	<ul style="list-style-type: none"> <li>• For eSIS schools: <u>Update</u> info in eSIS by May 1 <u>Appeal</u>: Strive HI appeals process – see memo</li> </ul>
<p><i>Note: If a student is absent for 11 consecutive days or more during the period from the August OEC date through May 1 for medical reasons (e.g., illness, injury) and has a physician's note, a school may submit an appeal to the DOE to have those days removed from the student's absence count for that year.</i></p>			<ul style="list-style-type: none"> <li>• For PowerSchools: <u>Update</u> info in PowerSchool and transmit requested attendance report to SPCSC <u>Appeal</u>: By request to SPCSC</li> </ul>



# #2: Chronic absenteeism rate

- Strive HI: Applies to elementary schools only
- APF: Applies to all schools with an elementary division

Description of Data	Source System	Date Data Pulled	Process to Update/Appeal
<p>Percentage of FSY students who were absent (excused or unexcused) for 15 or more days from the August official enrollment count (OEC) date through May 1 of a given school year</p> <p>(Grade 1 to the school's highest elementary grade)</p>	<p>Numerator: eSIS</p> <p><i>For PowerSchools: Individual schools;</i></p> <p>Denominator: FSY</p>	<p>May 2</p>	<p><u>Update:</u> N/A – schools may only appeal FSY roster and medical exceptions</p> <p><u>Appeal:</u></p> <ul style="list-style-type: none"> <li>• For eSIS schools: Strive HI appeals process – see memo</li> <li>• For PowerSchools: By request to SPCSC</li> </ul>

# #3: On-time graduates

- Used in Strive HI and APF reports

Description of Student Type	Source System	Date Data Pulled	Process to Update/Appeal
<p>Students in a 9<sup>th</sup> grade cohort who graduate on time (within four years)</p> <p><i>Note 1: Graduation rates are reported on a one-year lag, since the data for a given year are not ready in time to be included in that year's Strive HI and APF reports, so data are reported for the previous year (i.e., in SY 2013-2014, the reported graduation rates are for the Class of 2013).</i></p> <p><i>Note 2: For the purposes of this document, "regular graduates" are high school students who meet the graduation requirements for their class by the end of their senior year.</i></p> <p><i>Note 3: For the purposes of this document, "summer graduates" are high school students who meet the graduation requirements for their class by the summer following their senior year.</i></p> <p><i>Note 4: A "9<sup>th</sup> grade cohort" comprises all students at a school who were first-time 9<sup>th</sup> graders as of the August OEC date of a given school year.</i></p> <p><i>Note 5: Over the course of the four years of high school, 9<sup>th</sup> grade cohorts are adjusted to reflect when students transfer in and out of a school (transfers from or to Hawaii public and private schools, homeschooling (4140), and schools in other states and countries).</i></p> <p><i>Note 6: Students who graduate in less than four years or during the summer after their senior year are considered on-time graduates.</i></p> <p><i>Note 7: If a student transfers to a DOE adult education school and earns the necessary credits to meet DOE graduation requirements within four years of starting Grade 9, a school may submit an appeal to the DOE requesting that the student be counted as an on-time graduate for the school.</i></p>	<p>eSIS</p> <p><i>For PowerSchools: SSES;</i></p> <p>roster may be viewed in Secured section of ADC</p>	<p>August following senior year</p>	<p><u>Update:</u></p> <p><i>For regular graduates:</i></p> <p>Before beginning of Year-End Transition (YET)</p> <p><b><i>For SY 2014-2015: by 06/12/15 at 4:00 p.m.</i></b></p> <p><u>For summer graduates:</u></p> <p>Before data are pulled in August</p> <ul style="list-style-type: none"> <li>For eSIS schools, update info in eSIS</li> <li>For PowerSchools, update info in PowerSchool and transmit updates to SSES</li> </ul> <p><u>Appeal:</u> Strive HI appeals process – see memo</p>

# #3: High school completers

- Used in Strive HI, APF, and CCRI reports

Description of Student Type	Source System	Date Data Pulled	Process to Update/Appeal
<p>Students who earned diplomas or certificates of completion by the summer following their senior year</p> <p><i>Note 1: High school completion rates are reported on a one-year lag, since the data for a given year are not ready in time to be included in that year's Strive HI and APF reports, so data are reported for the previous year (i.e., in SY 2013-2014, the reported graduation rates are for the Class of 2013).</i></p> <p><i>Note 2: For the purposes of this document, "regular completers" are high school students who earn diplomas or certificates of completion by the end of their senior year.</i></p> <p><i>Note 3: For the purposes of this document, "summer completers" are high school students who earn diplomas or certificates of completion by the summer following their senior year.</i></p>	<p>eSIS</p> <p><i>For PowerSchools:</i></p> <p>SSES</p>	<p>August following senior year</p>	<p><u>Update:</u></p> <p><i>For regular completers:</i></p> <p>Before beginning of Year-End Transition (YET)</p> <p><b><i>For SY 2014-2015: by 06/12/15 at 4:00 p.m.</i></b></p> <p><u>For summer completers:</u></p> <p>Before data are pulled in August</p> <ul style="list-style-type: none"> <li>• For eSIS schools, update info in eSIS</li> <li>• For PowerSchools, update info in PowerSchool and transmit updates to SSES</li> </ul> <p><u>Appeal:</u> Strive HI appeals process – see memo</p>

# #3: On-time graduation rate

- “Four-year adjusted cohort graduation rate”

Description of Data	Source System	Date Data Pulled	Process to Update/Appeal
<p>Percentage of students in a 9<sup>th</sup> grade cohort who graduated on time (within four years)</p> <p><i>Note 1: Graduation rates are reported on a one-year lag, since the data for a given year are not ready in time to be included in that year’s Strive HI and APF reports, so data are reported for the previous year (i.e., in SY 2013-2014, the reported graduation rates are for the Class of 2013).</i></p> <p><i>Note 2: For the U.S. Department of Education’s official definition of “four-year adjusted cohort graduation rate,” visit: <a href="https://www2.ed.gov/policy/elsec/guid/hsgrguidance.pdf">https://www2.ed.gov/policy/elsec/guid/hsgrguidance.pdf</a></i></p> <p><i>Note 3: A graduation rate in the top 10% of all high schools is a trigger for classification as a “Recognition (High Performance)” school.</i></p> <p><i>Note 4: The top 10% of high schools with a graduation rate increase of 10% or more over three years are eligible to be classified as “Recognition (High Progress)” schools.</i></p> <p><i>Note 5: A graduation rate of less than 70% for two consecutive years is a trigger for classification as a “Focus” school.</i></p> <p><i>Note 6: A graduation rate of less than 70% for three consecutive years is a trigger for classification as a “Priority” school.</i></p>	<p>Numerator: eSIS</p> <p>For PowerSchools: SSES;</p> <p>Denominator: SSES;</p> <p>data may be viewed in Secured section of ADC</p>	<p>August following senior year</p>	<p>N/A – schools may only appeal on-time graduate roster</p>

# #4: College-going rate

Description of Data	Source System	Date Data Pulled	Process to Update/Appeal
<p>Percentage of high school completers enrolled in a two- or four-year college/university within 16 months after graduation</p>	<p>Numerator: National Student Clearinghouse;</p>	<p>16 months after graduation</p>	<p>N/A – schools may only appeal high school completer roster</p>
<p><i><u>Note 1:</u> The National Student Clearinghouse only reports enrollment information for participating colleges and universities. This excludes U.S. military academies and some colleges and universities located outside of the U.S.</i></p> <p><i>For a full list of participating institutions, visit: <a href="http://www.studentclearinghouse.org/colleges/studenttracker_f_or_outreach/participating_schools.php">http://www.studentclearinghouse.org/colleges/studenttracker_f_or_outreach/participating_schools.php</a></i></p> <p><i><u>Note 2:</u> High school completers enrolled in a two- or four-year college/university that is not a participant in the National Student Clearinghouse are not included in and cannot be added to this figure.</i></p>	<p>Denominator: eSIS;  For PowerSchools: SSES</p>		

# #5: Participation rates – SBA

Description of Data	Source System	Date Data Pulled	Process to Update/Appeal
<p>Percentage of FSY students who participated in:</p> <ul style="list-style-type: none"> <li>• Smarter Balanced Assessment in English Language Arts/Literacy and Math</li> <li>• HSA in Science</li> <li>• HSA-Alt in Reading, Math, and Science</li> </ul>	<p>Numerator: TIDE; Denominator: FSY; data may be viewed in Secured section of ADC</p>	<p>After testing window</p>	<p>N/A – schools may only appeal FSY roster</p>
<p>Percentage of students who completed Biology I (or, if no equivalent course is offered, who completed courses covering HCPS III for Biological Science, Content Standards 1 to 5) and participated in the Biology I EOC exam</p>	<p>Numerator: TIDE Denominator: Individual schools (<i>see Note 1 below</i>); data may be viewed in Secured section of ADC</p>		
<p><i>Note 1: Each spring, charter high schools are asked to provide the DOE with a list of all students who should be taking the Biology I EOC exam that school year. This list is used to determine the denominator for each school's high school statewide science assessment participation rate.</i></p> <p><i>Note 2: All high school students are expected to take the Biology I EOC exam at least once before the end of their senior year. Students should take the exam during the last month in which they receive instruction covering the Hawaii Content and Performance Standards (HCPS) III for Biological Science – Content Standards 1 to 5.</i></p> <p><i>Note 3: If students take AP Biology without first taking a standard biology course or any course that covers all of the relevant standards, schools may submit these students' AP Biology scores in lieu of Biology I EOC exam scores.</i></p> <p><i>Note 4: If a school's participation rate is less than the 95% requirement, then a penalty is assessed that will reduce the school's proficiency rate.</i></p> <p><i>Note 5: For Strive HI, participation rates only include FSY students; for federal reports, participation rates include all students enrolled on May 1.</i></p>	<p> </p>		

# #5: Participation rates – ACT

Description of Data	Source System	Date Data Pulled	Process to Update/Appeal
Percentage of FSY students who participated in the 8 <sup>th</sup> grade ACT	Numerator: ACT;	After testing window	N/A – schools may only appeal FSY roster
Percentage of FSY students who participated in the 11 <sup>th</sup> grade ACT	Denominator: FSY;		
<i>Note: If a school's participation rate is less than the 95% requirement, then a penalty is assessed that will reduce the school's 8<sup>th</sup>/11<sup>th</sup> grade ACT proficiency rates.</i>	data may be viewed in Secured section of ADC		

# **Data Quality: Why and How**



# Importance for reporting

## Informed decision-making

- Federal Reports
- State/Complex Area Reports
- Charter School Compliance Reports
- Internal and External Data Requests
  - Research and Grants

# Importance for reporting

## Data-driven decision-making

- Improved student achievement
- Quality student support services
- Efficiency with school operations

## System replication and reporting

- Same data is reflected in multiple systems
- Same data can be used for all reports

# Importance for internal data use

Direct support of:

- Student Success
- Staff Success
- System Success

# Data entry errors




- Student demographic
  - Birthdate is out of range
  - Addresses
  - Duplicate Student IDs
- Course data
  - Classes and sections
  - Teacher and students attached to classes

# Correcting and preventing errors

- DOE Memos and Notices
- Refer to the Process and Procedures Manual
- Spot check for possible errors
- Determine if errors are isolated or patterned
- Identify the likely source of the error
- Correct the data in the source system
- Take steps to prevent similar errors

# Strive HI scoring

- All data are not weighted equally

				
<b>ACHIEVEMENT</b> (0-100 PTS)	<b>Reading</b> (0-40 pts)		<b>Math</b> (0-40 pts)	<b>Science</b> (0-20 pts)
	<b>GROWTH</b> (0-100 PTS)		<b>Reading</b> (0-50 pts)	<b>Math</b> (0-50 pts)
<b>READINESS</b> (0-100 PTS)	<b>ELEM</b>	<b>Chronic Absentee Rate</b> (0-100 pts)		
	<b>MIDDLE</b>	<b>8th Grade ACT</b> (0-100 pts)		
	<b>HIGH</b>	<b>11th Grade ACT</b> (0-45 pts)	<b>On-Time Graduation Rate</b> (0-50 pts)	<b>College-Going Rate</b> (0-5 pts)
<b>ACHIEVEMENT GAP</b> (0-100 PTS)	<b>Current Year Gap Rate</b> (gap rate between high needs & non-high needs students) (0-50 pts)		<b>Two Year Gap Reduction Rate</b> (gap rate between high needs & non-high needs students) (0-50 pts)	

# Strive HI scoring

- Weighted points differ for elementary, middle, and high schools

Indicator	TOTAL POSSIBLE POINTS			
	Unweighted Points	Weighted Elementary Points	Weighted Middle School Points	Weighted High School Points
Reading proficiency	40	40	40	40
Mathematics proficiency	40	40	40	40
Science proficiency	20	20	20	20
Math growth	50	100	90	30
Reading growth	50	100	90	30
Chronic Absenteeism	100	20	-	-
% of students scoring 15+ on 8th grade EXPLORE	100	-	60	-
% of students scoring 19+ on 11th grade ACT	45	-	-	90
Graduation rate	50	-	-	100
College-going rate	5	-	-	10
Current-year gap rate	50	40	30	20
2-year gap reduction rate	50	40	30	20
		400 Points		

# Academic Performance Framework

- Proposed changes
- Differences from Strive HI

STRIVE HI PERFORMANCE SYSTEM		Performance Index			DEPARTMENT OF EDUCATION STATE OF HAWAII		High-Needs Proficiency	High-Needs Growth	<i>School-Specific Measure (SSM)</i>  (25%)
ACHIEVEMENT (0-100 PTS)	Reading (0-40 pts)	Math (0-40 pts)	Science (0-20 pts)	ACHIEVEMENT (0-100 PTS)	GROWTH (0-100 PTS)				
GROWTH (0-100 PTS)	Reading (0-50 pts)		Math (0-50 pts)	Reading (0-40 pts)	Reading (0-50 pts)				
READINESS (0-100 PTS)	ELEM	Chronic Absentee Rate (0-100 pts)			Math (0-40 pts)	Math (0-50 pts)			
	MIDDLE	8th Grade ACT (0-100 pts)							
	HIGH	11th Grade ACT (0-45 pts)	On-Time Graduation Rate (0-50 pts)	College-Going Rate (0-5 pts)					
ACHIEVEMENT GAP (0-100 PTS)	Current Year Gap Rate (gap rate between high needs & non-high needs students) (0-50 pts)		Two Year Gap Reduction Rate (gap rate between high needs & non-high needs students) (0-50 pts)		13.5%	21.5%			
65%									



# Resources

- Documents:
  - Reported Academic Data
  - Student Count Dates
  - Strive HI Measures by Student Type
  - CCRI Technical Report
- DOE memos:
  - Year End Deadlines and Procedures for eSIS/PowerSchools
  - Strive HI Appeals (SY 2014-2015 memo will be posted soon)
- DOE data systems:
  - Instructions for requesting access to DOE data systems
  - Instructions for accessing eCSSS Early Warning System reports
  - DOE's Customer Service Desk: <http://csd.k12.hi.us>  
564-6000 (Oahu)/808-692-7250 (neighbor islands)
- Online resources:
  - Strive HI FAQs: <http://bit.ly/1FLSEGr>
  - Strive HI Reporting Guide: <http://bit.ly/1GLvHiK>
  - US DOE high school graduation rate guidance: <https://www2.ed.gov/policy/elsec/guid/hsgrguidance.pdf>