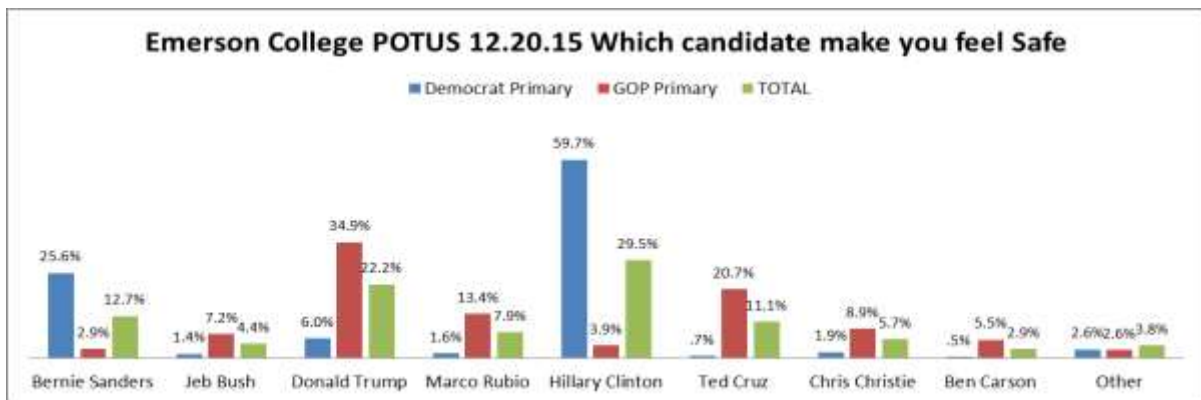
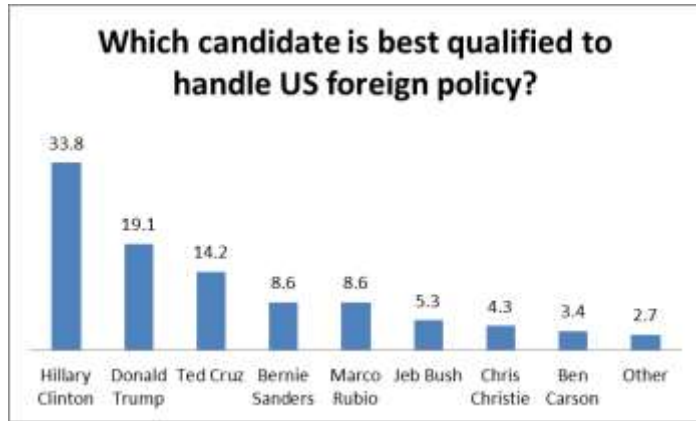
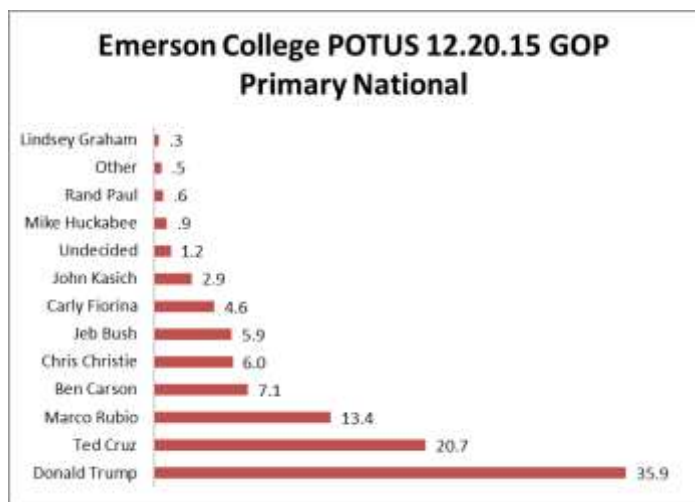


EMERSON COLLEGE POLL: FEAR OF TERRORISM HIGHEST AMONGST GOP VOTERS, ELEVATES CLINTON AND TRUMP. CRUZ GAINS AS BUSH & CARSON FADE

Boston (December 21, 2015): A new poll six weeks out from the Iowa Caucus identifies terrorism as the most important issue at 22% and that Secretary of State Hillary Clinton is seen as the best qualified presidential candidate to handle US Foreign Policy at 34% as compared to 19% favoring Republican Businessman Donald Trump. Clinton is identified as the best candidate to keep voters safe at 30%, with Trump in second place at 22%.



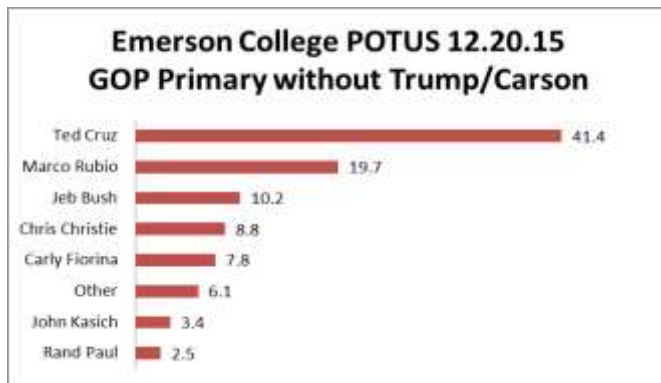
Both Clinton and Trump hold strong leads for their party nominations. Trump leads the GOP field with 36% of the vote, and Senator Ted Cruz is at 21%, a 15 point increase since ECPS last national survey in October. In third place is Marco Rubio at 13% (down 1 point from October). Dropping from second to fourth place is Dr. Ben Carson at 7% a dramatic slide from his 23% in the Oct. poll. Bush support among those polled continues to de-



cline - for the fourth straight time, ebbing from 8% in October to 6% in December.

Clinton leads Senator Bernie Sanders by a margin of 65% to 26%, which is 9 points tighter than it was in October when Clinton led 68% to 20%. More importantly for Clinton in the wake of the Paris bombings and San Bernardino shootings, she is seen as the candidate who makes voters feel safe as president, and is viewed as the most qualified to handle foreign policy.

In a hypothetical GOP primary match-up that did not include Trump and Carson, Cruz becomes the de-facto choice with 41% of the vote followed by Rubio at 20%.



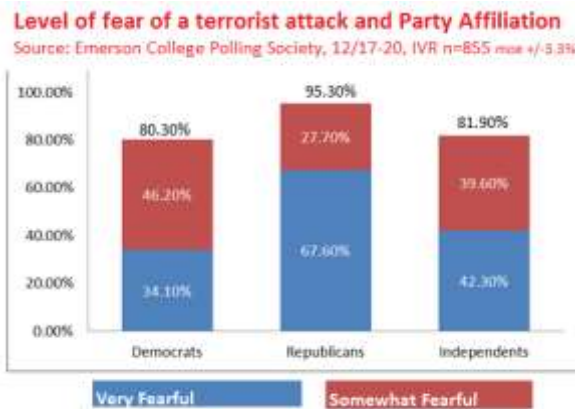
The general election remains very competitive. In head-to-head matchups, Clinton leads or is tied with her GOP rivals.

Clinton and Rubio remain tied at 45% each: in October they were tied at 44% each. Clinton has 2-point leads over Trump 48% to 46%, and Cruz 47% to 45%, and the Democratic front-runner leads Bush 46% to 41%.

The poll results also provides insight on the impact of a potential 3rd party run by Trump, who publicly ruled out a third party run during the GOP debate last Tuesday. When Trump is placed as a third party candidate Clinton extends her lead over Rubio 43% to 32% with Trump taking 26%; Clinton leads Cruz 45% to 33% with Trump at 22%. In another potential 3rd party scenario, former NY Mayor Michael Bloomberg would benefit the GOP as a ballot test between Trump, Clinton and Bloomberg shows Trump on top 47%, Clinton at 44% with Bloomberg at 9%.

Fear of another terrorist attack is a motivating influence to almost half those surveyed. 49% of those surveyed are “very fearful”, 38% being “somewhat fearful” and 13% saying that they were “not fearful at all”. Of the 49% who said they are very fearful, 29% identify Trump as the most qualified for foreign policy and 16% favor Clinton was. However, those who were “somewhat fearful” identified Clinton as more qualified than Trump by a margin of 47% to 12%. Those who were “not fearful at all” supported Clinton’s qualifications 60% as compared to 3% for Trump.

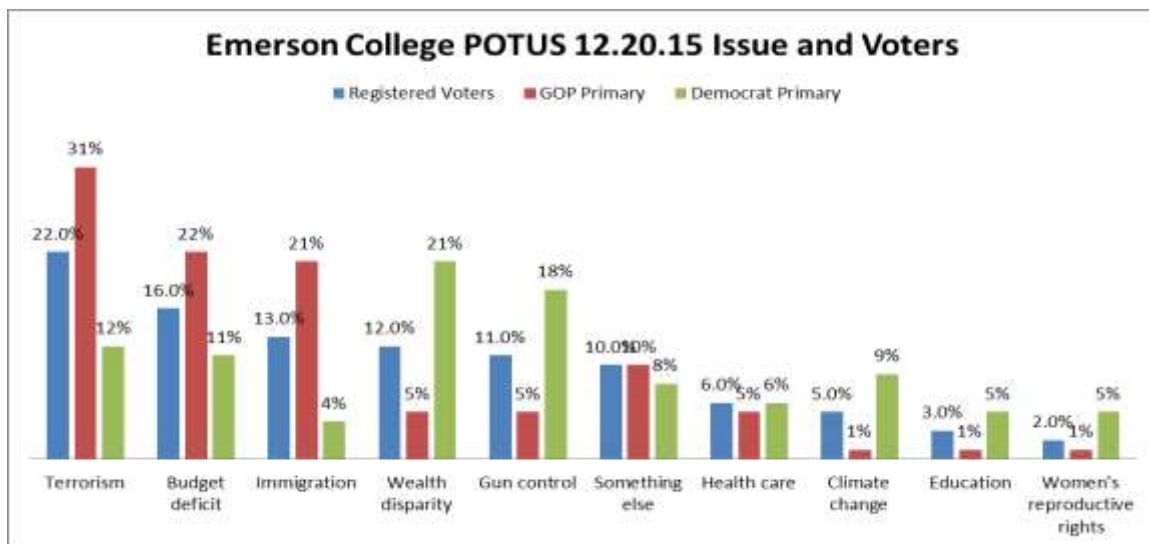
Republicans are significantly more likely to be fearful of a terrorist attack than Demo-



crats or Independents (95% to 80% and 82% respectively). Republicans have also a greater intensity of fear with 68% saying they are very fearful compared with 42% of Independents and 34% of Democrats.

Ninety-three percent (93%) of voters had heard about Trumps proposal to bar Muslims from entering the U.S. for a period of time later to be determined. Overall, 26% of voters said they would be more likely to vote for Trump because of his stance on Muslims versus 34% who said they would be less likely to vote for Trump. This is in contrast to GOP primary voters where 37% it would make them more likely to vote for Trump versus 18% who said it would make them less likely. When asked if voters thought Trump was a racist, 37% said he was racists while 51% said Trump was not a racist.

While terrorism is the most important issue among all registered voters at 22%, among likely GOP primary voters this number increases to 31% and drops to 12% among Democrat primary voters. Conversely, wealth disparity is the most important issue for Democrat voters at 21%, yet is important to only 5% of GOP voters. Climate change is not a strong issue for either group, with an overall 5% of voters saying this issue is most important to their vote - increasing slightly to 9% of Democrats and decreasing to 1% among GOP primary voters.



Those polled were also asked to weigh in on the impact of the video showing the shooting death of Laquan McDonald where protesters have called for Chicago Mayor Rahm Emanuel to resign. Voters were split on what action should be taken - 33% saying Emanuel should resign, 34% said he should stay in his job, and 33% were undecided.

Caller ID

The Emerson College Polling Society poll was conducted from Thursday, December 17 through Sunday, December 20, 2015. The polling sample for the Democratic and GOP primaries consisted of 332 and 415 likely primary voters, respectively, with a margin of error of

+/-5.3% and +/-4.8%, margin of error and 754 registered general election voters with a +/- 3.5%, and a 95% confidence level. Data was collected using an Interactive Voice Response (IVR) system. The full methodology and results can be found at www.theecps.com.

###

Top Line Results

1. What is your gender?

		Frequency	Valid Percent
Valid	Male	430	50.3
	Female	425	49.7
	Total	855	100.0

2. Do you feel the country is headed in the right direction or is on the wrong track?

		Frequency	Valid Percent
Valid	Right direction	285	33.4
	Wrong track	521	60.9
	Undecided	49	5.7
	Total	855	100.0

3. Do you approve or disapprove of the way Barack Obama is handling his job as president?

		Frequency	Valid Percent
Valid	Approve	356	41.7
	Disapprove	466	54.5
	Undecided	32	3.8
	Total	855	100.0

4. How likely are you to vote in the 2016 presidential election: very likely, somewhat likely, 50-50, or not very likely?

		Frequency	Valid Percent
--	--	-----------	---------------

Valid	Very likely	822	96.1
	Somewhat likely	16	1.8
	50-50	13	1.5
	Not very likely	4	.5
	Total	855	100.0

5. Are you currently registered as a Democrat, Republican, Independent or Other, or are you not registered?

		Frequency	Valid Percent
Valid	Democrat	354	41.4
	Republican	347	40.6
	Independent/Other	154	18.0
	Total	855	100.0

6. In the 2012 presidential election, did you vote for Barack Obama, Mitt Romney, another candidate, or are you unsure? Or did you not vote?

		Frequency	Valid Percent
Valid	Barack Obama	445	52.0
	Mitt Romney	410	48.0
	Total	855	100.0

7. Which presidential candidate do you think will make you feel the most safe: Bernie Sanders, Jeb Bush, Donald Trump, Marco Rubio, Hillary Clinton, Ted Cruz, Chris Christie, or Ben Carson. {RANDOMIZE LIST}

		Frequency	Valid Percent
Valid	Bernie Sanders	108	12.7
	Jeb Bush	37	4.4
	Donald Trump	190	22.2
	Marco Rubio	67	7.9
	Hillary Clinton	252	29.5

	Ted Cruz	95	11.1
	Chris Christie	49	5.7
	Ben Carson	25	2.9
	Other	33	3.8
	Total	855	100.0

8. Following the release of video showing the shooting death of Laquan McDonald, protesters have called for Chicago Mayor Rahm Emanuel to resign. Do you think Emanuel should resign, stay in his job, or are you undecided?

		Frequency	Valid Percent
Valid	Resign	280	32.7
	Stay in his job	293	34.3
	Undecided	282	33.0
	Total	855	100.0

9. Which presidential candidate do you think is best qualified to handle U.S. foreign policy in the Middle East: Bernie Sanders, Ben Carson, Jeb Bush, Marco Rubio, Ted Cruz, Donald Trump, Hillary Clinton, or Chris Christie {RANDOMIZE LIST}

		Frequency	Valid Percent
Valid	Bernie Sanders	74	8.6
	Ben Carson	29	3.4
	Jeb Bush	46	5.3
	Marco Rubio	73	8.6
	Ted Cruz	121	14.2
	Donald Trump	163	19.1
	Hillary Clinton	289	33.8
	Chris Christie	37	4.3

Other	23	2.7
Total	855	100.0

10. Following the recent mass shooting in San Bernardino, California how fearful are you that there will be more terrorist attacks in the U.S.?

	Frequency	Valid Percent
Valid Very fearful	421	49.2
Somewhat fearful	321	37.5
Not at all fearful	114	13.3
Total	855	100.0

11. Have you heard about Donald Trump's proposal to bar all Muslims from entering the United States?

	Frequency	Valid Percent
Valid Yes	797	93.2
No	58	6.8
Total	855	100.0

12. Have Trump's remarks increased, decreased or had no effect on the likelihood you will vote for him?

	Frequency	Valid Percent
Valid Increased the likelihood	206	25.9
Decreased the likelihood	274	34.3
No effect	317	39.8
Total	797	100.0
Missing System	58	

Total	855	
-------	-----	--

13. Thinking about the upcoming presidential primaries and caucuses, do you think you will vote or lean toward voting in your state's Democratic contest, Republican contest, or do you think you will skip the primary season and just vote next November?

	Frequency	Valid Percent
Valid Democratic primary/caucus	332	38.9
Republican primary/caucus	415	48.6
Skip primaries/caucuses and vote in November	89	10.5
Undecided	18	2.1
Total	855	100.0

14. If the Democratic presidential primary was held today and the candidates were Hillary Clinton, Bernie Sanders and Martin O'Malley, who would you vote or lean toward? {RANDOMIZE LIST}

		Frequency	Valid Percent
Valid	Hillary Clinton	217	65.4
	Bernie Sanders	85	25.6
	Martin O'Malley	8	2.4
	Another candidate	10	3.0
	Undecided	12	3.7
	Total	332	100.0
Missing	System	523	
Total		855	

15. If the Republican presidential primary was held today, who would be your first choice to win the Republican nomination? {RANDOMIZE LIST}

		Frequency	Valid Percent
Valid	Ben Carson	30	7.1
	Jeb Bush	24	5.9
	Carly Fiorina	19	4.6
	Ted Cruz	86	20.7
	Marco Rubio	56	13.4
	Donald Trump	149	35.9
	Rand Paul	3	.6
	John Kasich	12	2.9
	Chris Christie	25	6.0
	Mike Huckabee	4	.9

	Lindsey Graham	1	.3
	Other	2	.5
	Undecided	5	1.2
	Total	415	100.0
Missing	System	440	
Total		855	

17. If the Republican primary were held today and Donald Trump and Ben Carson were not on the ballot, which Republican candidate would be your first choice to win the Republican nomination? {RANDOMIZE LIST}

		Frequency	Valid Percent
Valid	Jeb Bush	42	10.2
	Carly Fiorina	32	7.8
	Ted Cruz	172	41.4
	Marco Rubio	82	19.7
	Rand Paul	10	2.5
	John Kasich	14	3.4
	Chris Christie	36	8.8
	Other	26	6.1
	Total	415	100.0
Missing	System	440	
Total		855	

18. What is your age category?

		Frequency	Valid Percent
Valid	18-24 years	34	4.0

25-34 years	117	13.6
35-49 years	128	14.9
50-64 years	212	24.8
65-74 years	247	28.9
75+ years	117	13.7
Total	855	100.0

19. For statistical purposes only, can you please tell me what your ethnic background/ancestry is?

	Frequency	Valid Percent
Valid White/Caucasian	719	84.1
Black/African-American	53	6.2
American Indian/Alaska Native	22	2.6
Asian	9	1.0
Native Hawaiian/Other Pacific Islander	6	.6
Hispanic/Latino	20	2.4
Other or don't know	26	3.1
Total	855	100.0

Great, I am going to read you a list of candidates and for each one, indicate if your opinion of the person is generally favorable, unfavorable, undecided or you have never heard of them.

What is your opinion of {RANDOMIZE 19-22}

Press 1 for Favorable

Press 2 for Unfavorable

Press 3 for Undecided

Press 4 for Never heard of this candidate

What is your opinion of Hillary Clinton?

	Frequency	Valid Percent
Valid Favorable	297	39.5
Unfavorable	406	53.8
Undecided	50	6.7
Total	754	100.0
Missing System	101	

Total	855	
-------	-----	--

What is your opinion of Marco Rubio?

		Frequency	Valid Percent
Valid	Favorable	250	33.2
	Unfavorable	290	38.5
	Undecided	196	26.0
	Never heard of this candidate	17	2.3
	Total	754	100.0
Missing	System	101	
Total		855	

What is your opinion of Ted Cruz?

		Frequency	Valid Percent
Valid	Favorable	278	36.9
	Unfavorable	328	43.5
	Undecided	134	17.8
	Never heard of this candidate	14	1.9
	Total	754	100.0
Missing	System	101	
Total		855	

What is your opinion of Donald Trump?

		Frequency	Valid Percent
Valid	Favorable	265	35.1
	Unfavorable	405	53.7

	Undecided	79	10.5
	Never heard of this candidate	5	.7
	Total	754	100.0
Missing	System	101	
Total		855	

Now we'll look at possible match-ups in the general election between Democrat Hillary Clinton and Republicans who currently rank highest in national polls. Please indicate who you would you vote for if the election were held today. {RANDOMIZE 23-26}

24. Democrat Hillary Clinton or Republican Jeb Bush

		Frequency	Valid Percent
Valid	Clinton	345	45.8
	Bush	307	40.7
	Undecided	102	13.5
	Total	754	100.0
Missing	System	101	
Total		855	

25. Democrat Hillary Clinton or Republican Ted Cruz

		Frequency	Valid Percent
Valid	Clinton	356	47.3
	Cruz	336	44.6
	Undecided	61	8.1
	Total	754	100.0
Missing	System	101	
Total		855	

26. Democrat Hillary Clinton or Republican Marco Rubio

Dem Clinton or Rep Rubio

		Frequency	Valid Percent
Valid	Clinton	335	44.5
	Rubio	341	45.2
	Undecided	78	10.3
	Total	754	100.0
Missing	System	101	
Total		855	

27. Democrat Hillary Clinton or Republican Donald Trump

		Frequency	Valid Percent
Valid	Clinton	361	47.9
	Trump	344	45.6
	Undecided	49	6.5
	Total	754	100.0
Missing	System	101	
Total		855	

Now we will look at general election match-ups where Donald Trump is a third-party candidate running against Democrat Hillary Clinton and one of the leading GOP candidates. Please indicate who you would vote for if the election was held today.

28. If the election were held today and the candidates were Republican Marco Rubio, Democrat Hillary Clinton and Donald Trump running as a third-party candidate, who would you vote for?

		Frequency	Valid Percent
Valid	Rubio	237	31.5
	Clinton	322	42.7
	Trump	195	25.8
	Total	754	100.0
Missing	System	101	
Total		855	

30. If the election were held today and the candidates were Republican Ted Cruz, Democrat Hillary Clinton and Donald Trump running as a third-party candidate, who would you vote for?

		Frequency	Valid Percent
Valid	Cruz	249	33.0

	Clinton	340	45.2
	Trump	164	21.8
	Total	754	100.0
Missing	System	101	
Total		855	

31. If the election were held today and the candidates were Republican Donald Trump, Democrat Hillary Clinton and Former New York Mayor Michael Bloomberg running as a third-party candidate, who would you vote for?

		Frequency	Valid Percent
Valid	Trump	357	47.4
	Clinton	331	44.0
	Bloomberg	65	8.6
	Total	754	100.0
Missing	System	101	
Total		855	

32. Do you think Donald Trump is a racist?

		Frequency	Valid Percent
Valid	Yes	276	36.7
	No	387	51.4
	Undecided	90	12.0
	Total	754	100.0
Missing	System	101	
Total		855	

33. There are many important issues in this presidential campaign. When it comes to deciding for whom you will vote for President, Which one of the following is the single most important issue in deciding for whom you will vote. {RANDOMIZE LIST}

		Frequency	Valid Percent
Valid	Something else	78	10.4
	Budget deficit	120	15.9
	Gun control	79	10.5
	Immigration	96	12.8
	Wealth disparity	93	12.3
	Health care	43	5.8
	Climate change	36	4.8
	Women's reproductive rights	18	2.4
	Education	24	3.2
	Terrorism	166	22.0
	Total	754	100.0
Missing	System	101	
Total		855	

34. Region: placed in Northeast, South, Midwest and West based on Census data and percentage of electoral votes.

		Frequency	Valid Percent
	North	152	17.8
	South	311	36.4
	Midwest	187	21.9
	West	204	23.9
	Total	855	100.0

--	--	--

