

COSTRUZIONE STRUMENTI OFTALMICI

SPECULAR MICROSCOPE

**AUTOMATIC NON-CONTACT
SPECULAR MICROSCOPE
ANALYSIS**

PERSEUS



COSTRUZIONE STRUMENTI OFTALMICI

PERSEUS

UN MICROSCOPIO ENDOTELIALE DI ULTIMA GENERAZIONE

THE LAST GENERATION OF SPECULAR MICROSCOPE

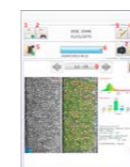
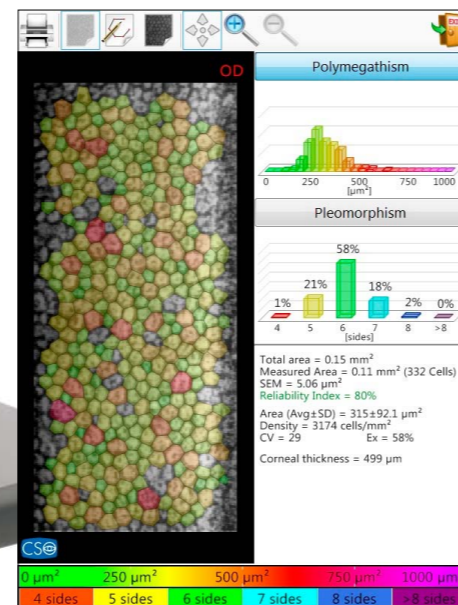
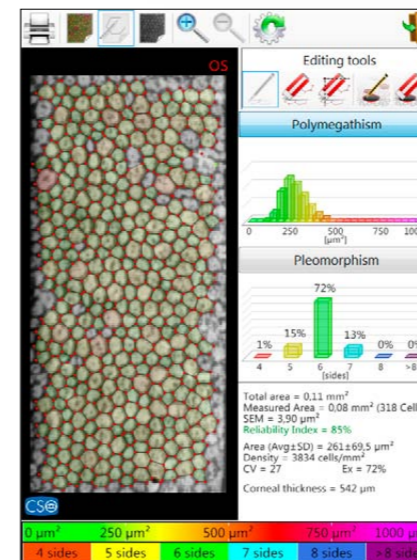
- Tecnologia LED
- Allineamento automatico
- Autofocus
- Interfaccia touch-screen 10.4"
- Collegabile in Rete
- Funzionamento basato su software Phoenix



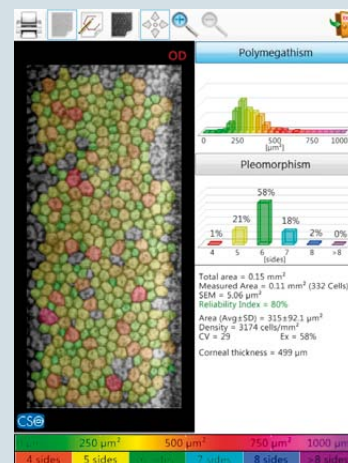
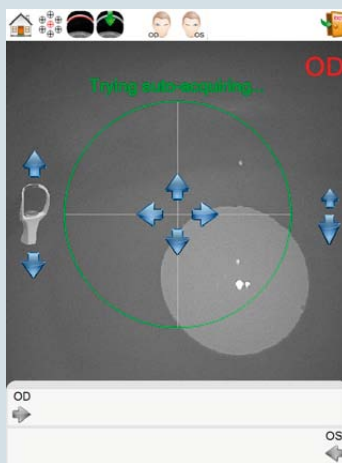
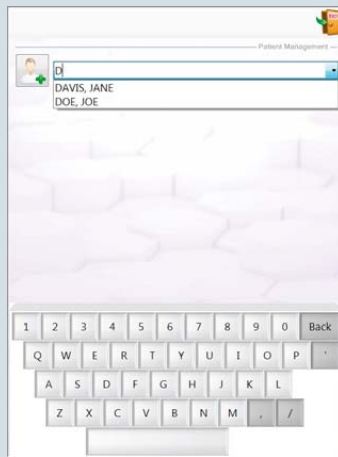
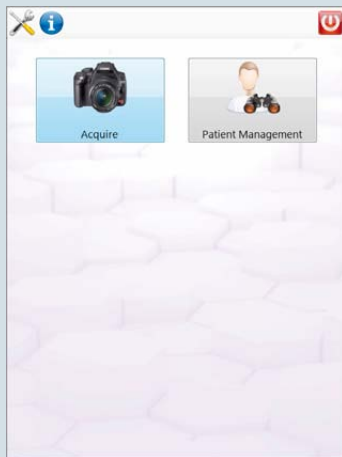
CARATTERISTICHE TECNICHE / TECHNICAL SPECIFICATIONS

Metodo Fotografico / Acquisition mode: Non a Contatto, automatico / Non-contact, automatic
 Campo Fotografico / Picture size: 0.54 mm x 0.27 mm
 Accuratezza della misurazione / Measurement accuracy: $\pm 10 \mu\text{m}$
 Telecamera / Camera: Telecamera CCD / CCD camera
 Illuminazione per acquisizione / Acquisition light: LED
 Illuminazione per la messa a fuoco / Focusing light: LED
 Schermo LCD / LCD screen: 10.4"
 Interfaccia utente / User interface: Touch-screen
 Prese esterne / External plugs: Ethernet, 2 USB
 Tensione di alimentazione / Voltage supply: 100V-120V ac $\pm 10\%$ / 230V-240V ac $\pm 10\%$ / 50 Hz, 60 Hz
 Fusibili / Fuses: 5x20 mm / 100/120V p 2x 2.5AT / 230/240V p2x 1.25AT
 Potenza assorbita (massima) / Max power absorption: 100 VA
 Peso (solo apparecchio) / Weight: 15 Kg circa
 Dimensioni (sul piano di lavoro) / dimensions (on the working plane):
 437 mm (H) x 250 mm (L) x 448 mm (P)

- LED technology
- Automatic alignment
- Autofocus
- 10.4" touch-screen interface
- Network feature
- Phoenix software based



PERSEUS



Costruzione Strumenti Oftalmici
 Via degli Stagnacci 12/E
 50018 Scandicci
 Firenze, ITALY
 Tel. ++39 055.722191
 Fax. ++39 055.721557
www.csoitalia.it



n° 9120 - CS01
 n° 9124 - CS02