

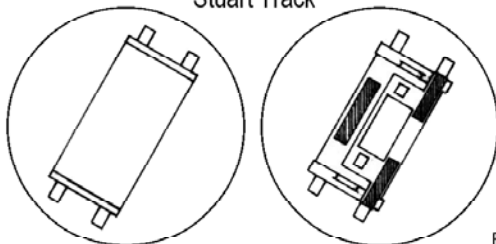
CANADIAN VEHICLE MARKINGS:

A look at the markings, colour schemes and vehicles of the Canadian Army.

Part 5: 4th Canadian Anti-Tank Regiment, Royal Canadian Artillery

Stuart Mk.V 'Buckshee' and 17 Pr. S.P. Achilles 'Caribou', Victory Parade, Eelde, The Netherlands, 23 May 1945

Stuart Track



T-16 Rubber Block Track

T-36E6 Steel Track

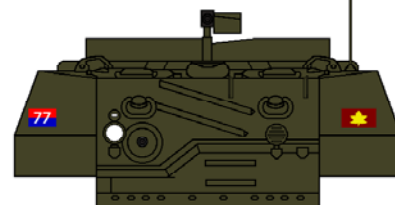
Both Stuarts had the lower hull side tab attachments for the side skirts, although neither had them fitted (Canadian-used vehicles seldom, if ever used them).

BUCKSHEE

Vehicle Name

Both Stuarts portrayed in this article are troop commander's vehicles. Stuarts shared this duty with universal carriers in artillery units.

Eight foot antenna



Front View Notes: the grouser racks are full and the left front headlight has been removed.

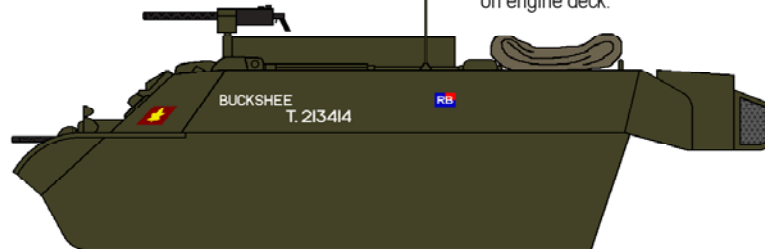
Both Stuarts have an extended rim welded around the turret opening. It is approx 6" - 8" high.

The MG pintle mount is welded to the rim and does not reach the hull. Note the 'cut-out' section on the right side of the extended rim.

Tactical Sign:



Troop Commander 'B' Troop (the quadrant of the red square shows the battery and the letters the position and troop. 4 ATR had four batteries [16/49/82/98] with three troops each).



Folded (not rolled) tarp on engine deck.

'Buckshee' is fitted with T16 rubber block track.

Crew head-gear included both brown berets and baseball caps (singularly a 'Yank' feature in the '40s), with the peak forward (again, it was the '40s) and rolled back.


CARIBOU

Vehicle Name

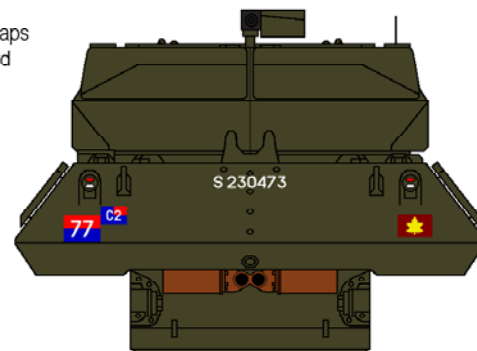
S230473

Serial Number:

This is an unconfirmed number, that means that as it is not possible to see it well enough to decypher it, I have put in a number from the allocated number blocks that might have been used. Best I can do, sorry...



There are six spare track links (T62 metal cleat type) carried on the final drive housing. Above that mount there is a large angle-iron beam bolted to the hull.



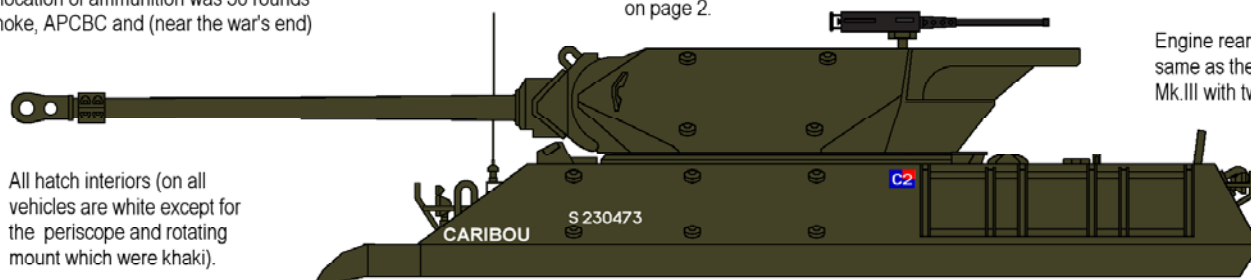
Tactical Sign:



Second gun in 'C' Troop (this is not a vehicle, it is a gun)

Normal allocation of ammunition was 50 rounds of HE, Smoke, APCBC and (near the war's end) APDS.

Unit and formation signs are shown on page 2.



Engine rear deck is the same as the Sherman Mk.III with twin diesels.

All hatch interiors (on all vehicles are white except for the periscope and rotating mount which were khaki).

CANADIAN VEHICLE MARKINGS:

A look at the markings, colour schemes and vehicles of the Canadian Army.

Part 5: 4th Canadian Anti-Tank Regiment, Royal Canadian Artillery

Stuart Mk.V 'Ch'erie' and 17 Pr. S.P. Achilles 'Chippawa' - Victory Parade, Eelde, The Netherlands, 23 May 1945

Formation Sign:



5CAD

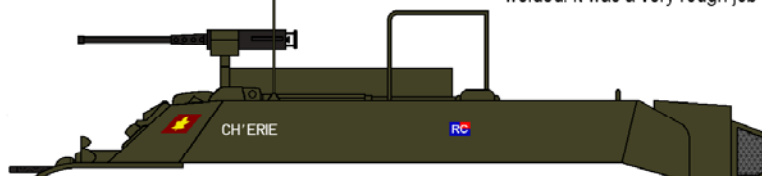
Unit Sign:



4ATR

The position of the radio mast meant that the driver's hatch wouldn't open past vertical.

This structure is for supporting a tarp during inclement weather and was made of 1" pipe which was bent at each corner, NOT cut and welded. It was a very rough job that worked.



The totally neat and spotless condition (almost nauseating) of these vehicles is due to the parade and the brass attending.

Tactical Sign:


CH'ERIE

Vehicle Name:
(Ch'erie has no visible serial number)

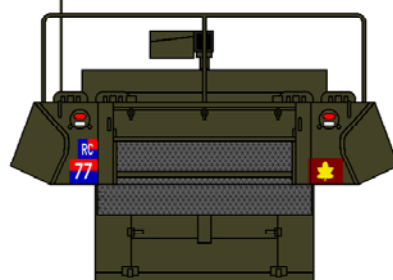


'C' Troop Commander

Fender missing this side.



The front hull grouser racks are empty (T36 tracks don't use that type), otherwise, how could you see the tac sign?




Ch'erie was fitted with T-36E6 steel cleat track.

Many interviews have shown that crews were happy with their SPs and always referred to them as either 3" SPs or 1/Pr SPs. No names.


Tactical Sign:



First gun in 'C' Troop



Same front track stowage as Caribou.



S 237854

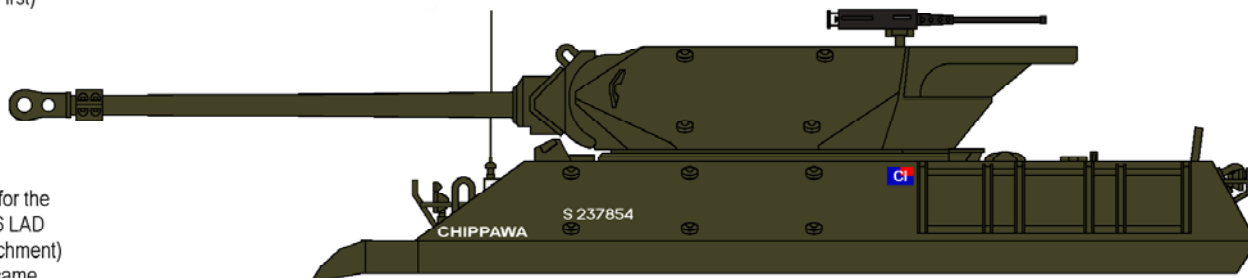
Serial Number
(see comments
on Page the First)

The large bolt heads on the hull/turret sides and hull front are meant to be used for attaching spaced armour for added protection. Why they were never used that way is a mystery to me (added tracks being the norm). Those on the hull sides mount the grouser rack, which is designed to be bolted on anywhere the crew chooses from front to rear. As shown seems to be the norm.

CHIPPAWA

Vehicle Name:

The repair unit for the 4th ATR was 76 LAD (Light Aid Detachment) which had the same 77 on blue/gold/red.



Chippawa is fitted with T-62 steel cuff track, which is why the grouser racks on the rear hull sides are empty. This is why you seldom see anything mounted there, T-62 track used extension grousers.