



Gradebook:
Dashboards

Content Updated: August 3, 2016

NOTE TO TEACHERS:

In some instances there are features outlined that your district may not adopt. For any questions or clarification on what your district is currently using please speak with your district Aeries administrator.

The Gradebook **Dashboard** page will display. There are three dashboard views available, **Tiles**, **List** and **Table**. The system will remember the last dashboard displayed and open to the same dashboard between sessions.

2014-2015 Screaming Eagle High School

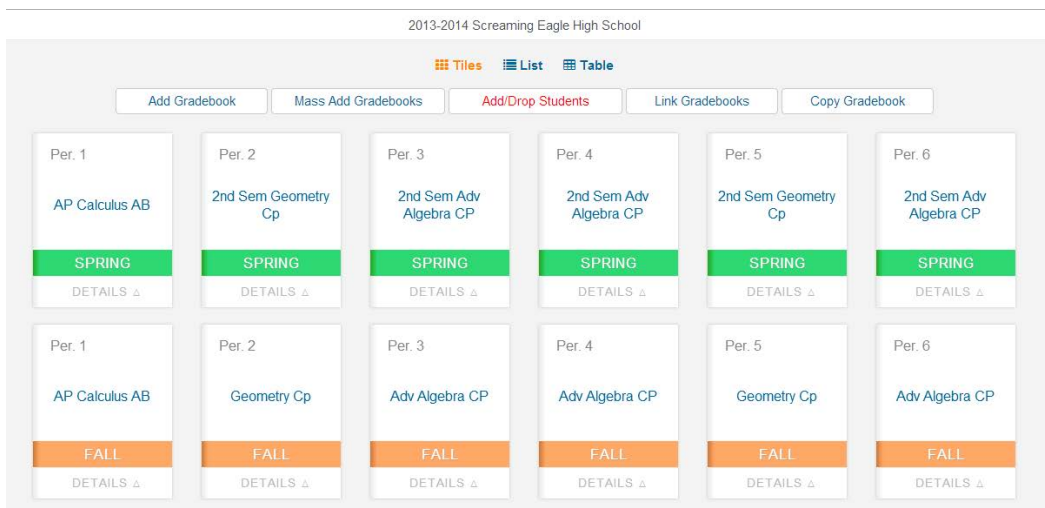
 **Tiles**  **List**  **Table**

All three of the dashboard views display the most current gradebooks at the top of the page and the past gradebooks at the bottom.




The following information details the three views available.

Tiles Dashboard View

Below is an example of the **Tiles** dashboard. Tiles will display for all of the teacher's gradebooks. The tiles are grouped and color coded based on the gradebook terms.



2013-2014 Screaming Eagle High School

 **Tiles**  **List**  **Table**

[Add Gradebook](#) [Mass Add Gradebooks](#) [Add/Drop Students](#) [Link Gradebooks](#) [Copy Gradebook](#)

Per. 1 AP Calculus AB SPRING DETAILS ▾	Per. 2 2nd Sem Geometry Cp SPRING DETAILS ▾	Per. 3 2nd Sem Adv Algebra CP SPRING DETAILS ▾	Per. 4 2nd Sem Adv Algebra CP SPRING DETAILS ▾	Per. 5 2nd Sem Geometry Cp SPRING DETAILS ▾	Per. 6 2nd Sem Adv Algebra CP SPRING DETAILS ▾
Per. 1 AP Calculus AB FALL DETAILS ▾	Per. 2 Geometry Cp FALL DETAILS ▾	Per. 3 Adv Algebra CP FALL DETAILS ▾	Per. 4 Adv Algebra CP FALL DETAILS ▾	Per. 5 Geometry Cp FALL DETAILS ▾	Per. 6 Adv Algebra CP FALL DETAILS ▾

Click the mouse on the **Details** button to display more information. The **Details** view will allow the teacher to access the different pages available for the selected gradebook.

2 - 2nd Sem Geometry Cp - Spring

[By Class](#)
[By Assignment](#)
[By Student](#)

[Add Assignment](#)
[Manage Gradebook](#)

DETAILS ▾ 

List Dashboard View

The **List** dashboard view will display the teachers gradebooks in list format and order them by **Current**, **Future** and **Past** Gradebooks. The List dashboard also groups and color codes based on the gradebook terms. The Current Gradebooks area will display all current gradebooks and will be expanded by default. Future and Past gradebooks will display but will be collapsed by default.

Note: The Tiles display will not have expand or collapse functionality.

The screenshot shows the List Dashboard View interface. At the top, there are three view options: **Tiles** (selected), **List**, and **Table**. Below these are three buttons: **Mass Add Gradebooks**, **Add/Drop Students** (highlighted in red), and **Link Gradebooks**. The main content area is divided into three sections: **Current Gradebooks** (expanded), **Future Gradebooks** (collapsed), and **Past Gradebooks** (collapsed). The **Current Gradebooks** section contains a list of six gradebooks, each with a 'Details' link and a dropdown arrow.

▼ Current Gradebooks	
1 - IBHstAm2/HEcCv - Fall	Details ▾
2 - IBHstAm2/HEcCv - Fall	Details ▾
3 - Adv Algebra CP - Fall	Details ▾
3 - Hon World Hst - Fall	Details ▾
3 - IB Span HL 2 - Fall	Details ▾
4 - Hon World Hst - Fall	Details ▾

▶ Future Gradebooks

▶ Past Gradebooks

The **List** dashboard also has a **Details** button that will display more information.

The screenshot shows the Details view for a gradebook. The main title is **1 - AP Calculus AB - Spring**. To the right of the title is a **Details** button with a dropdown arrow. Below the title is a light gray box containing the following options: **Edit Scores: By Class | By Assignment | By Student** and **Add Assignment | Manage Gradebook**. A mouse cursor is pointing at the **Details** button.

Table Dashboard View

The **Table** dashboard will display all the information for the teachers gradebooks on one page. The gradebooks are grouped by order of **Current**, **Future** and **Past Gradebooks**. The Current Gradebooks area will display all current gradebooks and will be expanded by default. Future and Past gradebooks will display but will be collapsed by default.

▼ Current Gradebooks		Edit Scores By...			Functions	
1 - IBHstAm2/HEcCv - Fall	Class	Assignment	Student	Manage Gradebook	Add Assignment	
2 - IBHstAm2/HEcCv - Fall	Class	Assignment	Student	Manage Gradebook	Add Assignment	
3 - Adv Algebra CP - Fall	Class	Assignment	Student	Manage Gradebook	Add Assignment	
3 - Hon World Hst - Fall	Class	Assignment	Student	Manage Gradebook	Add Assignment	
3 - IB Span HL 2 - Fall	Class	Assignment	Student	Manage Gradebook	Add Assignment	
4 - Hon World Hst - Fall	Class	Assignment	Student	Manage Gradebook	Add Assignment	
▶ Future Gradebooks		Edit Scores By...			Functions	
▶ Past Gradebooks		Edit Scores By...			Functions	

The gradebooks are grouped and color coded by gradebook terms on the dashboard views.

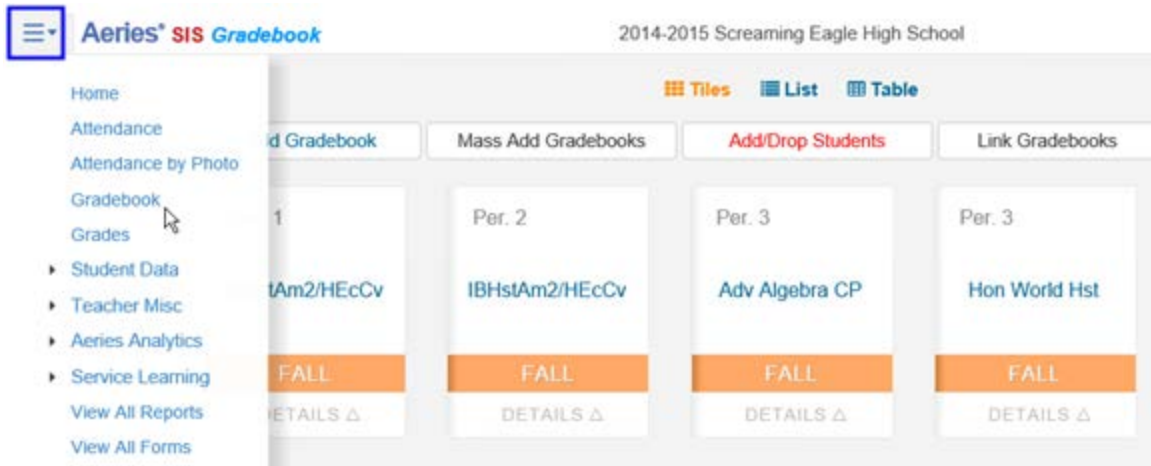
Blue	Year/2 nd Quarter
Orange	Fall/1 st Quarter
Green	Spring/3 rd quarter
Red	Summer/4 th Quarter

Several buttons are available at the top of the dashboard pages.

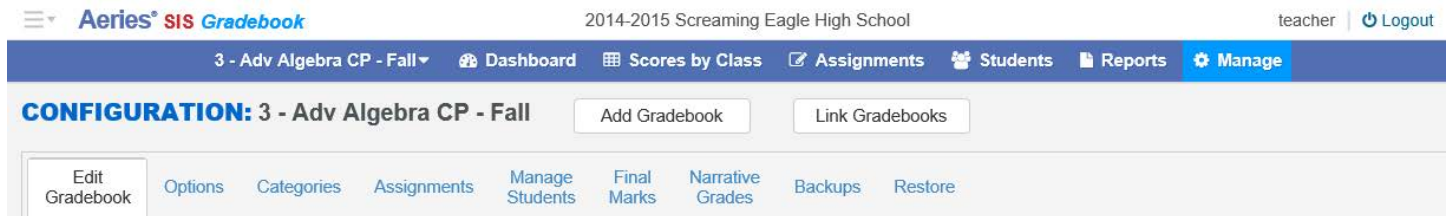
Tiles List Table				
Add Gradebook	Mass Add Gradebooks	Add/Drop Students	Link Gradebooks	Copy Gradebook
Per. 1 IBHstAm2/HEcCv FALL DETAILS ▾	Per. 2 IBHstAm2/HEcCv FALL DETAILS ▾	Per. 3 Adv Algebra CP FALL DETAILS ▾	Per. 3 Hon World Hst FALL DETAILS ▾	Per. 3 IB Span HL 2 FALL DETAILS ▾

- **Add Gradebook** – Opens the **New Gradebook** page to add individual gradebooks
 - **Mass Add Gradebooks** – Allows teachers to mass add gradebooks for all their classes
 - **Add/Drop Students** – Opens the **Enter/Leave** window to add and drop pending students
 - **Link Gradebooks** – Opens the **Link Gradebook** page
 - **Copy Gradebooks** – Allows teachers to copy gradebooks from other teachers and years.

A header will display on all pages within the new gradebook. The headers will display the school name in the center and the user name on the top right. The Aeries Web navigation tree is now hidden and a dropdown on the top left of the header is available for the teacher to navigate to other Aeries Web pages. A logout button is also available on the top right.



A sub header will display for easy navigation for the teacher within the gradebook.



The current gradebook will display on the left. A dropdown is available for teachers to select and move to another gradebook. An option to **Add Gradebook** is also available.

