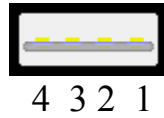


The Pin-out Handbook

Pins and ports and more and more

USB

USB Type A



Pin 1 ground
Pin 2 + data
Pin 3 - data
Pin 4 + power

USB Type B



Pin 1 ground
Pin 2 + data
Pin 3 - data
Pin 4 + power



Micro USB

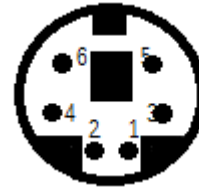
Pin 1: +5v
Pin 2: Data -
Pin 3: Data +
Pin 4: Device Presence Indicator
Pin 5: Ground

DIN



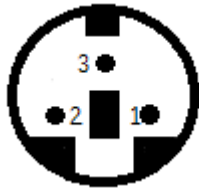
Apple Desktop Bus

Prong 1: Data
Prong 2: Power On
Prong 3: Power +
Prong 4: Ground



PS/2

Prong 1: Data
Prong 2: Not Connected
Prong 3: Ground
Prong 4: Power +
Prong 5: Clock
Prong 6: Not Connected



SGI StereoView

Prong 1: +12v
Prong 2: Ground
Prong 3: Odd Field



S-Video

Prong 1: Ground: (prong 3)
Prong 2: Ground: (prong 4)
Prong 3: Intensity
Prong 4: Color

Audio

TRRS



Pin 1: Left Channel
Pin 2: Right Channel
Pin 3: Ground
Pin 4: Microphone

TRS



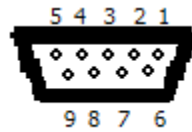
Pin 1: Left Channel
Pin 2: Right Channel
Pin 3: Ground

iPod Shuffle Interface



Pin 1: Left Channel / Data -
Pin 2: Right Channel / Data +
Pin 3: Ground
Pin 4: +5v

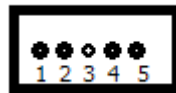
Video



VGA 9-Pin

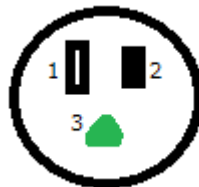
- Pin 1: Red Video
- Pin 2: Green Video
- Pin 3: Blue Video
- Pin 4: Horizontal Sync
- Pin 5: Vertical Sync
- Pin 6: Red Ground
- Pin 7: Green Ground
- Pin 8: Blue Ground
- Pin 9: Sync Ground

Power Outs



Magsafe

- Pin 1: Ground
- Pin 2: Power+
- Pin 3: Charge Control
- Pin 4: Power+
- Pin 5: Ground



NEMA 5-15

- Pin 1: Neutral
- Pin 2: Hot
- Pin 3: Ground



NEMA 1-15

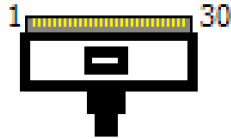
Pin 1: Neutral
Pin 2: Hot



Bung Doctor V64 Power Supply

Pin 1: Ground
Pin 2: Ground
Pin 3: +5V
Pin 4: +12V

Interfaces



iPod Connector

- Pin 1: Ground (pin 2)
- Pin 2: A/V Ground
- Pin 3: Right Audio OUT
- Pin 4: Left Audio OUT
- Pin 5: Right Audio IN
- Pin 6: Left Audio IN
- Pin 7: ?
- Pin 8: Video Out
- Pin 9: S-Video Chromance
- Pin 10: S-Video Lumanance
- Pin 11: Audio Connection Detector
- Pin 12: Tx
- Pin 13: Rx
- Pin 14: Reserved
- Pin 15: Ground (pin 16)
- Pin 16: Ground (pin 15)
- Pin 17: Reserved
- Pin 18: +3.3v
- Pin 19: +12v
- Pin 20: +12v
- Pin 21: Accessory Indicator
- Pin 22: TPA -
- Pin 23: 5V DC
- Pin 24: TPA +
- Pin 25: Data -
- Pin 26: TPB -
- Pin 27: Data +
- Pin 28: TBP +
- Pin 29: Ground (Firewire)
- Pin 30: Ground (Firewire)