

## Overview

One important source for homeless program funding is the Emergency Solutions Grant (ESG). This document is designed to give agencies information about applying for ESG projects and outline the process and timeline for the FY2016 competition. The NC Dept. of Health & Human Services (DHHS) opened the FY2016 ESG competition on September 23, 2016 – complete info available on the NC Coalition to End Homelessness website: <http://www.ncceh.org/esgapplication>.

Orange County is eligible to apply for up to \$58,927 in total ESG funds; no MORE than \$35,356 for shelter and other Emergency Response activities and no LESS than \$23,571 for rapid re-housing and other Housing Stabilization activities. Area agencies are encouraged to apply for projects - eligible activities are listed in section F of the [Application Information Packet](#), pages 7-11.

## Community Involvement

DHHS expects communities to create and implement a fair local decision-making process that minimizes conflict of interest – this is our goal. We are looking for volunteers for the ESG Review Committee:

**Purpose:** Review project applications & create proposed list of ranked projects for OCPEH Leadership Team consideration

**Membership:** 3-5 people; community members with knowledge of homeless programs & priorities, members cannot be affiliated with agencies applying for ESG funding

**Work begins:** Mon. Oct. 17

**Work completed:** Thurs. Oct. 20

**Previewed time commitment:** 5-15 hours depending on the number of project applications

**To Volunteer:** Fill [this form](#) or contact Corey Root for more information  
([croot@orangecountync.gov](mailto:croot@orangecountync.gov), 919.245.2496)

## FY2016 ESG application timeline

Thu. 9/29	First DHHS informational webinar, 10:00 a.m. - noon
Tue. 10/4	Second DHHS informational webinar, 10:00 a.m. - noon
Fri. 10/7	Project applicants: intent to apply certification docs due to DHHS, cc <a href="mailto:croot@orangecountync.gov">croot@orangecountync.gov</a> on email
Fri. 10/14	Project applications due to OCPEH, email to <a href="mailto:croot@orangecountync.gov">croot@orangecountync.gov</a> by 5:00 p.m.
Mon. 10/17	ESG Review Committee begins work of reviewing project applications and formulating funding recommendation for Leadership Team review
Wed. 10/19	Leadership Team receives funding recommendation, votes by email on funding recommendation
Fri. 10/21	Complete application (Project applications, Regional application, and Funding recommendation) due to DHHS

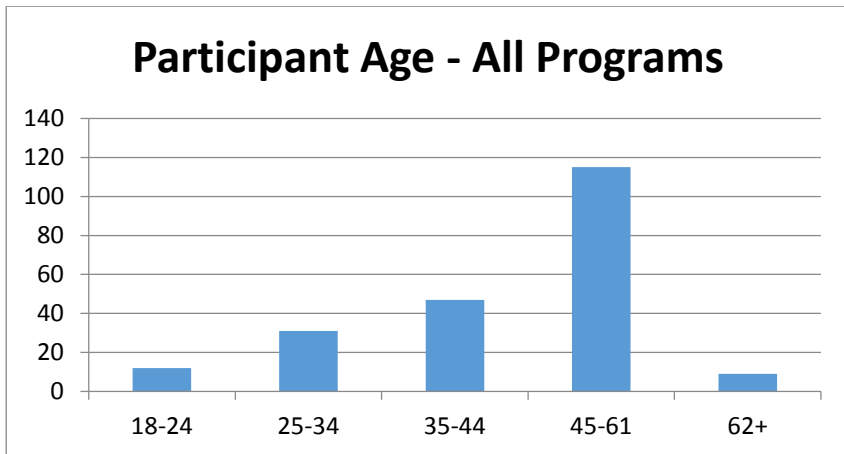
## 2015 Orange County Homeless Programs Data by Age and Gender

Table 1. Age\*

Program Type	0-5		6-12		13-17		18-24		25-34		35-44		45-61		62+		Total
	#	%	#	%	#	%	#	%	#	%	#	%	#	%	#	%	
Shelter	0	0	0	0	0	0	12	6%	31	14%	47	22%	115	54%	9	4%	214
Transitional Housing	33	25%	16	12%	2	1%	5	4%	20	15%	22	16%	35	26%	1	1%	134
Rapid Re-housing	13	23%	12	21%	4	7%	1	2%	13	23%	1	2%	12	21%	0	0%	56
Permanent Supportive Housing	16	18%	11	12%	6	7%	3	3%	11	12%	18	20%	23	26%	1	1%	89
<b>TOTAL</b>	62		39		12		21		75		88		185		11		493
% of Total served	13%		8%		2%		4%		15%		18%		38%		2%		100%

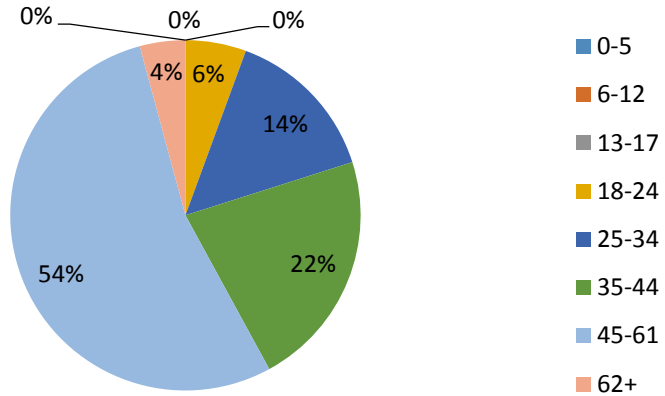
\*Age divisions don't match that provided from HMIS, data provided below from 2014 American Community Survey estimates

0-19	25.3%
20-29	20.1%
30-39	11.6%
40-49	12.6%
50-59	13.5%
60+	16.9%

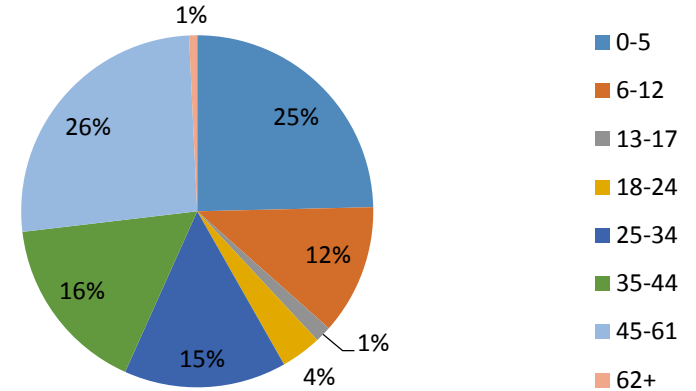


## 2015 Orange County Homeless Programs Data by Age and Gender

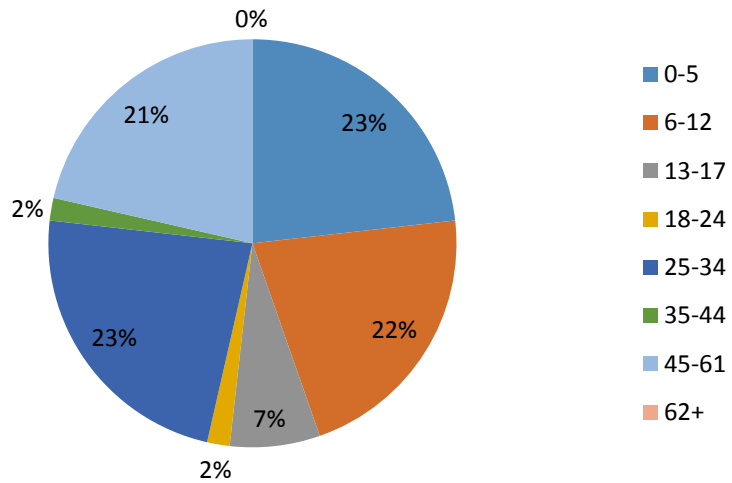
### Participant Age - Shelter



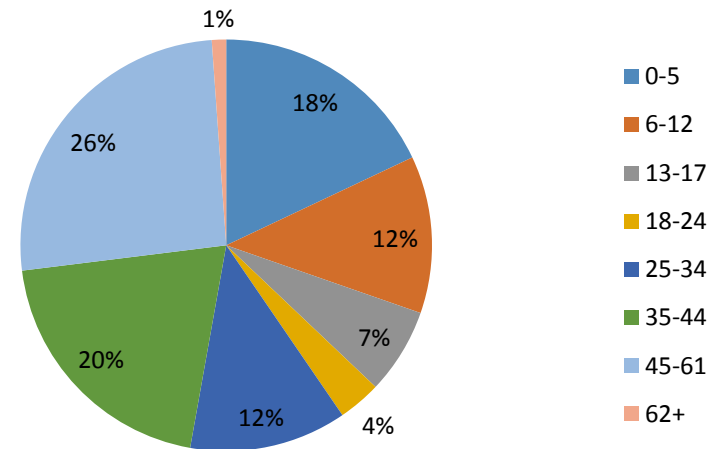
### Participant Age - Transitional Hsg.



### Participant Age - Rapid Re-hsg.



### Participant Age - Perm. Sup. Hsg.

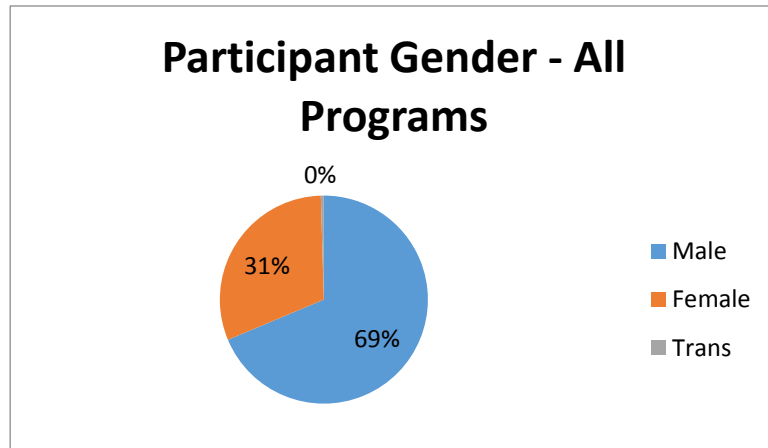


## 2015 Orange County Homeless Programs Data by Age and Gender

Table 2. Gender

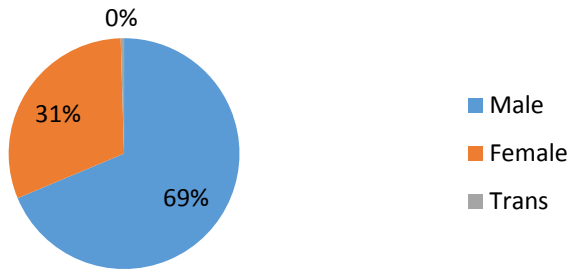
Program Type	Male		Female		Trans		Null		TOTAL
	#	%	#	%	#	%	#	%	
Shelter	147	69%	66	31%	1	0%	0	0	214
Transitional Housing	81	60%	52	39%	0	0%	1	0	134
Rapid Re-housing	27	48%	29	52%	0	0%	0	0	56
Permanent Supportive Housing	37	42%	52	58%	0	0%	0	0	89
<b>TOTAL</b>	<b>292</b>		<b>199</b>		<b>1</b>		<b>1</b>	<b>0</b>	<b>493</b>
% of Total served	59%		40%		0%		0%		100%%
% of 2015 Orange Co. Population**	48.0%		52.0%		0.0%		0.00%		100.00%

\*\*July 1, 2015 US Census Estimate: <http://www.census.gov/quickfacts/table/PST045215/37135>

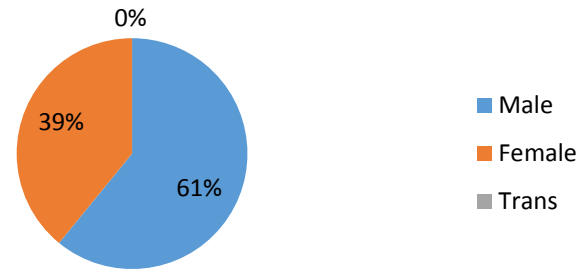


## 2015 Orange County Homeless Programs Data by Age and Gender

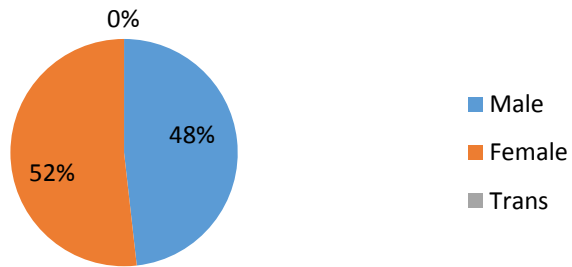
### Participant Gender - Shelter



### Participant Gender - Transitional Hsg.



### Participant Gender - Rapid Re-housing



### Participant Gender - Permanent Supportive Housing

