

ELECTRICAL SYMBOLS & CODES



SWITCH



DIMMER SWITCH

- 1 SWITCH IN EVERY ROOM TO BE DIMMER UNLESS LIGHT IS FLUORESCENT
- 1 SWITCH FOR EACH EXTERIOR LIGHT NEAR EXIT
- 1 SWITCH FOR EACH ROOM NEAR ENTRY



3-WAY SWITCH



4-WAY SWITCH
-FOR APPROPRIATE LIGHTING CONFIGURATIONS



LIGHT FIXTURE [OVERHEAD FIXTURE]
-ONE EACH PER ROOM OR ATTACH TO WALL



FLUORESCENT LIGHTING
-ONE EACH EXTERIOR DOOR
EACH WORKSPACE INCLUDING:
KITCHEN, UTILITY, & GARAGE



HEAT LAMP



FLOOR DUPLEX



CARBON MONOXIDE DETECTOR



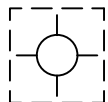
SMOKE DETECTOR
-1 REQUIRED FOR EACH BEDROOM
-HEAD OF HALLWAY
-MUST BE HARDWIRED TOGETHER




SERVICE DISTRIBUTION PANEL
-LOCATED IN SECURE ACCESSIBLE AREA



METER
-LOCATED ON SIDE YARD NEAR FRONT OF HOUSE



RECESSED CEILING-MOUNTED LIGHT



ELECTRICAL WIRING



REGULAR 110 VOLT OUTLET (DUPLEX OUTLET)

- 1 EVERY 12 FEET WITHIN 6 FEET OF DOOR
- 2 REQUIRED IN DINING ROOM
- EVERY USABLE WALL 4'-0" IN LENGTH
- ONE PER HALLWAY
- FURNACE, REFRIGERATOR, WASHER, & GARAGE DOOR OPENER



GROUND FAULT INTERRUPT (GFI) OUTLET

- 1 PER BATH
- 4 REQUIRED IN KITCHEN
- 1 PER LAUNDRY
- GARAGE LOCATIONS



WEATHER PROOF (WP) GROUND FAULT INTERRUPT (GFI) OUTLET
-EXTERIOR LOCATIONS



220 VOLT OUTLET AND GAS OUTLET
- RANGES, OVENS, DRYERS, WATER HEATER, & AIR CONDITIONING SYSTEMS



SPLIT-WIRED OUTLET
-GARBAGE DISPOSAL
-LIVING ROOM
-BEDROOM



EXHAUST FAN



EXHAUST FAN/LIGHT COMBINATION




TELEVISION JACK



TELEPHONE JACK



SPECIAL PURPOSE



CEILING FAN